

# London, Brighton, Horsham, Gatwick Airport and East Croydon to Stevenage, Peterborough, Cambridge, Ely and Kings Lynn

## Mondays to Fridays

Operator Days of operation/Notes 1st Class/Reservations/Bus/Ferry Catering facilities	GN 1	GN 1	GN 1	TL 1	TL 1	GR A 1R 1	GN 1	GR B 1R 1	TL 1	GN 1	GN 1	GR C 1R 1	TL 1	GN 1	TL 1	GN 1	GR D 1R 1	GR B 1R 1
Brighton (BTN)	10 d														0506			
Horsham (HRH)	4 d																	
Gatwick Airport (GTW)	10 d														0546			
Redhill (RDH)	d																	
East Croydon (ECR)	d														0601			
London Bridge (LBG)	4 d														0616			
London Blackfriars (BFR)	3 d														0622			
City Thameslink (CTK)	3 d														0624			
Farringdon (ZFD)	3 d														0626			
St Pancras International (STP)	15 d														0631			
London Kings Cross (KGX)	15 d			0501	0512	0531	0548	0554	0600	0547	0536	0601	0645	0617	0606		0654	0703
Finsbury Park (FPK)	a			0506	0517	0536				0552	0541	0606		0622	0611	0637		
Finsbury Park (FPK)	d			0507	0518	0538				0553	0542	0608		0623	0612	0638		
Alexandra Palace (AAP)	d										0547				0617			
Potters Bar (PBR)	d										0556				0626			
Hatfield (HAT)	d										0602				0632			
Welwyn Garden City (WGC)	4 d										0610e				0638			
Welwyn North (WLW)	d										0612				0640			
Knebworth (KBW)	d										0616				0644			
Stevenage (SVG)	4 d			0531	0537	0559	0610u			0615	0620	0628		0645c	0648	0659		
Hitchin (HIT)	4 d			0539	0542	0604				0620	0626	0634		0650	0654	0704		
Arlesey (ARL)	d				0547					0626				0656				
Biggleswade (BIW)	d				0553					0631				0701				
Sandy (SDY)	d				0557					0635				0705				
St Neots (SNO)	d				0604					0643				0713				
Huntingdon (HUN)	d				0611					0650				0722				
Peterborough (PBO)	8 a				0627		0639		0648	0708			0735	0740			0750	0756
Letchworth Garden City (LET)	d			0544		0610					0631	0639			0700	0710		
Baldock (BDK)	d			0547		0613					0634	0642			0703	0713		
Ashwell & Morden (AWM)	d			0552		0618						0647			0708	0718		
Royston (RYS)	d			0557		0623					0643	0652			0713	0723		
Meldreth (MEL)	d			0600							0646				0716			
Shepreth (STH)	d			0604							0650				0720			
Foxton (FXN)	d			0606							0652				0722			
Cambridge South (CMS)	d			0613		0635		0639			0659	0706			0729	0735	0739	
Cambridge (CBG)	a			0619		0639		0643			0705	0710			0735	0739	0743	
Cambridge (CBG)	d	0542	0615					0645				0713					0745	
Cambridge North (CMB)	d	0546	0619					0649				0717					0749	
Waterbeach (WBC)	d	0551	0624					0654				0722					0754	
Ely (ELY)	4 a	0600	0633					0703				0731					0803	
Ely (ELY)	4 d	0601	0634					0704				0732					0804	
Littleport (LTP)	d	0608	0641					0711				0739					0811	
Downham Market (DOW)	d	0618	0650					0720				0748					0820	
Watlington (WTG)	d	0623	0656					0726				0754					0826	
Kings Lynn (KLN)	a	0633	0705					0735				0803					0835	

**CAMBRIDGE SOUTH STATION IS EXPECTED TO OPEN IN EARLY-2026**

For the complete service between Brighton and London see table 175

For the complete service between Horsham and London see table 174

For the complete service between Gatwick Airport and London see table 173

For the complete service between London and Welwyn Garden City see table 016

For the complete service between Cambridge, Ely and Kings Lynn see table 013

**NOTES** (see introductory pages for explanation of train operator codes and standard symbols)

- a Arrival time
- d Departure time
- u Stops to pick up only
- c Arrives 3 minutes earlier
- e Arrives 4 minutes earlier

- A To Aberdeen
- B To Leeds
- C To Lincoln
- D To Edinburgh

# London, Brighton, Horsham, Gatwick Airport and East Croydon to Stevenage, Peterborough, Cambridge, Ely and Kings Lynn

## Mondays to Fridays

Operator Days of operation/Notes 1st Class/Reservations/Bus/Ferry Catering facilities	TL 1	GN 1	TL 1	GN 1	GR E 1R 1	TL 1	GN 1	TL 1	GN 1	GC F 1R 1	GR D 1R 1	GR B 1R 1	TL G 1	GN 1	TL 1	GN 1	GR C 1R 1	TL 1
Brighton (BTN)	10 d			0544				0609							0639			
Horsham (HRH)	4 d	0525				0552												0654
Gatwick Airport (GTW)	10 d	0549	0616			0619		0646					0644		0716			0719
Redhill (RDH)	d	0559				0629							0659					0729
East Croydon (ECR)	d	0615	0631			0645		0701					0715		0731			0745
London Bridge (LBG)	4 d	0631	0646			0701		0716					0731		0746			0801
London Blackfriars (BFR)	3 d	0637	0652			0707		0722					0737		0752			0807
City Thameslink (CTK)	3 d	0639	0654			0709		0724					0739		0754			0809
Farringdon (ZFD)	3 d	0641	0656			0711		0726					0741		0756			0811
St Pancras International (STP)	15 d	0646	0701			0716		0731					0746		0801			0816
London Kings Cross (KGX)	15 d		0636		0724	0745		0705		0754	0800	0803	0810		0736		0824	0847
Finsbury Park (FPK)	a	0652	0641	0707		0722	0711	0737					0752	0741	0807			0822
Finsbury Park (FPK)	d	0653	0642	0708		0723	0712	0738					0753	0742	0808			0823
Alexandra Palace (AAP)	d		0647			0717								0747				
Potters Bar (PBR)	d		0656			0726								0756				
Hatfield (HAT)	d		0702			0732								0802				
Welwyn Garden City (WGC)	4 d		0710e			0740e								0810e				
Welwyn North (WLW)	d		0712			0742								0812				
Knebworth (KBW)	d		0716			0746								0816				
Stevenage (SVG)	4 d	0715	0720	0729		0745	0750	0759					0815	0820	0829			0845
Hitchin (HIT)	4 d	0720	0726	0734		0750	0756	0804					0820	0826	0834			0850
Arlesey (ARL)	d	0726				0756							0826					0856
Biggleswade (BIW)	d	0731				0801							0831					0901
Sandy (SDY)	d	0735				0805							0835					0905
St Neots (SNO)	d	0743				0813							0843					0912
Huntingdon (HUN)	d	0750				0822							0850					0920
Peterborough (PBO)	8 a	0807			0833	0839				0847	0851	0856	0906				0933	0936
Letchworth Garden City (LET)	d		0731	0740			0801	0810						0831	0840			
Baldock (BDK)	d		0734	0743			0804	0813						0834	0843			
Ashwell & Morden (AWM)	d		0739	0748			0809	0818							0848			
Royston (RYS)	d		0745	0753			0815	0823							0853			
Meldreth (MEL)	d		0748				0818								0846			
Shepreth (STH)	d		0752				0822								0850			
Foxton (FXN)	d		0754				0824								0852			
Cambridge South (CMS)	d		0801	0805	0809		0831	0835	0839					0859	0905	0909		
Cambridge (CBG)	a		0806	0809	0813		0836	0839	0843					0905	0909	0913		
Cambridge (CBG)	d			0815					0845							0915		
Cambridge North (CMB)	d			0819					0849							0919		
Waterbeach (WBC)	d			0824					0854							0924		
Ely (ELY)	4 a			0833					0903							0935		
Ely (ELY)	4 d			0834					0904									
Littleport (LTP)	d			0841					0911									
Downham Market (DOW)	d			0850					0920									
Watlington (WTG)	d			0856					0926									
Kings Lynn (KLN)	a			0905					0935									

**NOTES** (see introductory pages for explanation of train operator codes and standard symbols)

- a Arrival time  
d Departure time  
e Arrives 4 minutes earlier

- B To Leeds  
C To Lincoln  
D To Edinburgh  
E To York  
F To Sunderland  
G From Three Bridges

# London, Brighton, Horsham, Gatwick Airport and East Croydon to Stevenage, Peterborough, Cambridge, Ely and Kings Lynn

## Mondays to Fridays

Operator Days of operation/Notes 1st Class/Reservations/Bus/Ferry Catering facilities	GN 1	TL 1	GN 1	GR D 1R X	GR B 1R X	TL 1	GN 1	TL 1	GN 1	GR E 1R X	TL 1	GN 1	TL 1	GN 1	GR A 1R X	GR B 1R X	TL 1	GN 1
Brighton (BTN)	10 d		0709						0739					0809				
Horsham (HRH)	4 d					0724					0755						0824	
Gatwick Airport (GTW)	10 d		0746			0749		0816			0819		0846				0849	
Redhill (RDH)	d					0759					0829						0859	
East Croydon (ECR)	d		0801			0815		0831			0845		0901				0915	
London Bridge (LBG)	4 d		0816			0831		0846			0901		0916				0931	
London Blackfriars (BFR)	3 d		0822			0837		0852			0907		0922				0937	
City Thameslink (CTK)	3 d		0824			0839		0854			0909		0924				0939	
Farringdon (ZFD)	3 d		0826			0841		0856			0911		0926				0941	
St Pancras International (STP)	15 d		0831			0846		0901			0916		0931				0946	
London Kings Cross (KGX)	15 d		0805	0854	0903	0910	0835		0924	0947		0905		0954	1003	1010		0935
Finsbury Park (FPK)	a	0811	0837			0852	0841	0907			0922	0911	0937				0952	0941
Finsbury Park (FPK)	d	0812	0838			0853	0842	0908			0923	0912	0938				0953	0942
Alexandra Palace (AAP)	d	0817				0847					0917							0947
Potters Bar (PBR)	d	0826				0856					0926							0956
Hatfield (HAT)	d	0832				0902					0932							1002
Welwyn Garden City (WGC)	4 d	0840e				0910e					0940							1010
Welwyn North (WLW)	d	0842				0912					0942							1012
Knebworth (KBW)	d	0846				0916					0946							1016
Stevenage (SVG)	4 d	0850	0859			0915	0920	0929			0945	0952	0959				1015	1020
Hitchin (HIT)	4 d	0856	0904			0920	0926	0934			0950	0957	1004				1020	1026
Arlesey (ARL)	d					0926					0956							1026
Biggleswade (BIW)	d					0931					1001							1031
Sandy (SDY)	d					0935					1005							1035
St Neots (SNO)	d					0943					1013							1043
Huntingdon (HUN)	d					0950					1022							1052
Peterborough (PBO)	8 a			0950	0955	1008				1033	1041				1049	1056	1109	
Letchworth Garden City (LET)	d	0901	0910				0931	0940				1003a	1010					1031
Baldock (BDK)	d	0904	0913				0934	0943					1013					1034
Ashwell & Morden (AWM)	d		0918					0948					1018					
Royston (RYS)	d	0913	0923				0943	0953					1023					1043
Meldreth (MEL)	d	0916					0946											1046
Shepreth (STH)	d	0920					0950											1050
Foxton (FXN)	d	0922					0952											1052
Cambridge South (CMS)	d	0929	0935	0939			0959	1005	1009				1035	1039				1059
Cambridge (CBG)	a	0935	0939	0943			1005	1009	1013				1039	1043				1105
Cambridge (CBG)	d			0945					1017						1045			
Cambridge North (CMB)	d			0949					1021						1049			
Waterbeach (WBC)	d			0954					1026						1054			
Ely (ELY)	4 a			1003					1038						1103			
Ely (ELY)	4 d			1004											1104			
Littleport (LTP)	d			1011											1111			
Downham Market (DOW)	d			1020											1120			
Watlington (WTG)	d			1026											1126			
Kings Lynn (KLN)	a			1035											1135			

**NOTES** (see introductory pages for explanation of train operator codes and standard symbols)

- a Arrival time
- d Departure time
- e Arrives 4 minutes earlier

- A To Aberdeen
- B To Leeds
- D To Edinburgh
- E To York

# London, Brighton, Horsham, Gatwick Airport and East Croydon to Stevenage, Peterborough, Cambridge, Ely and Kings Lynn

## Mondays to Fridays

Operator Days of operation/Notes 1st Class/Reservations/Bus/Ferry Catering facilities	TL 1	GN 1	GR C 1R X	TL 1	GN 1	TL 1	GN 1	GR D 1R X	GR B 1R X	GC H 1R CP	TL 1	GN 1	TL 1	GN 1	GR E 1R X	TL 1	GN 1	TL 1
Brighton (BTN)	10 d	0839				0914							0944					1014
Horsham (HRH)	4 d			0855							0925				0955			
Gatwick Airport (GTW)	10 d	0916		0919		0946					0949		1016		1019			1046
Redhill (RDH)	d			0929							0959				1029			
East Croydon (ECR)	d	0931		0945		1001					1015		1031		1045			1101
London Bridge (LBG)	4 d	0946		1001		1016					1031		1046		1101			1116
London Blackfriars (BFR)	3 d	0952		1007		1022					1037		1052		1107			1122
City Thameslink (CTK)	3 d	0954		1009		1024					1039		1054		1109			1124
Farringdon (ZFD)	3 d	0956		1011		1026					1041		1056		1111			1126
St Pancras International (STP)	15 d	1001		1016		1031					1046		1101		1116			1131
London Kings Cross (KGX)	15 d		1024	1047		1006		1054	1103	1110	1117		1036		1124	1147		1106
Finsbury Park (FPK)	a	1007		1022	1011	1037					1052	1041	1107		1122	1111		1137
Finsbury Park (FPK)	d	1008		1023	1012	1038					1053	1042	1108		1123	1112		1138
Alexandra Palace (AAP)	d			1017								1047				1117		
Potters Bar (PBR)	d			1026								1056				1126		
Hatfield (HAT)	d			1032								1102				1132		
Welwyn Garden City (WGC)	4 d			1040e								1110e				1140e		
Welwyn North (WLW)	d			1042								1112				1142		
Knebworth (KBW)	d			1046								1116				1146		
Stevenage (SVG)	4 d	1029		1045	1050	1059					1115	1120	1129		1145	1150	1159	
Hitchin (HIT)	4 d	1034		1050	1056	1104					1120	1126	1134		1150	1156	1204	
Arlesey (ARL)	d			1056							1126				1156			
Biggleswade (BIW)	d			1101							1131				1201			
Sandy (SDY)	d			1105							1135				1205			
St Neots (SNO)	d			1113							1143				1212			
Huntingdon (HUN)	d			1123c							1152				1220			
Peterborough (PBO)	8 a		1136	1141				1150	1155	1203	1208				1233	1236		
Letchworth Garden City (LET)	d	1040			1102a	1110						1131	1140				1202a	1210
Baldock (BDK)	d	1043				1113						1134	1143					1213
Ashwell & Morden (AWM)	d	1048				1118							1148					1218
Royston (RYS)	d	1053				1123						1143	1153					1223
Meldreth (MEL)	d											1146						
Shepreth (STH)	d											1150						
Foxton (FXN)	d											1152						
Cambridge South (CMS)	d	1105	1109			1135	1139					1159	1205	1209				1235
Cambridge (CBG)	a	1109	1113			1139	1143					1205	1209	1213				1239
Cambridge (CBG)	d		1117				1145								1217			
Cambridge North (CMB)	d		1121				1149								1221			
Waterbeach (WBC)	d		1126				1154								1226			
Ely (ELY)	4 a		1137				1203								1238			
Ely (ELY)	4 d						1204											
Littleport (LTP)	d						1211											
Downham Market (DOW)	d						1220											
Watlington (WTG)	d						1226											
Kings Lynn (KLN)	a						1235											

**NOTES** (see introductory pages for explanation of train operator codes and standard symbols)

- a Arrival time
- d Departure time
- c Arrives 3 minutes earlier
- e Arrives 4 minutes earlier

- B To Leeds
- C To Lincoln
- D To Edinburgh
- E To York
- H To Bradford Interchange

# London, Brighton, Horsham, Gatwick Airport and East Croydon to Stevenage, Peterborough, Cambridge, Ely and Kings Lynn

## Mondays to Fridays

Operator Days of operation/Notes 1st Class/Reservations/Bus/Ferry Catering facilities	GN 1	GR J 1R 2	GR B 1R 2	TL 1	GN 1	TL 1	GN 1	GR C 1R 2	TL 1	GN 1	TL 1	GN 1	GR D 1R 2	GR B 1R 2	TL 1	GN 1	TL 1	GN 1
Brighton (BTN)	10 d					1044						1114					1144	
Horsham (HRH)	4 d				1025				1055						1125			
Gatwick Airport (GTW)	10 d				1049	1116			1119		1146				1149		1216	
Redhill (RDH)	d				1059				1129						1159			
East Croydon (ECR)	d				1115	1131			1145		1201				1215		1231	
London Bridge (LBG)	4 d				1131	1146			1201		1216				1231		1246	
London Blackfriars (BFR)	3 d				1137	1152			1207		1222				1237		1252	
City Thameslink (CTK)	3 d				1139	1154			1209		1224				1239		1254	
Farringdon (ZFD)	3 d				1141	1156			1211		1226				1241		1256	
St Pancras International (STP)	15 d				1146	1201			1216		1231				1246		1301	
London Kings Cross (KGX)	15 d	1154	1203	1210		1136		1224	1247		1206		1254	1303	1310		1236	1324
Finsbury Park (FPK)	a				1152	1141	1207		1222	1211	1237				1252	1241	1307	
Finsbury Park (FPK)	d				1153	1142	1208		1223	1212	1238				1253	1242	1308	
Alexandra Palace (AAP)	d				1147				1217							1247		
Potters Bar (PBR)	d				1156				1226							1256		
Hatfield (HAT)	d				1202				1232							1302		
Welwyn Garden City (WGC)	4 d				1210e				1240e							1310e		
Welwyn North (WLW)	d				1212				1242							1312		
Knebworth (KBW)	d				1216				1246							1316		
Stevenage (SVG)	4 d				1216	1220	1229		1245	1250	1259				1316	1320	1329	
Hitchin (HIT)	4 d				1221	1226	1234		1250	1256	1304				1322	1326	1334	
Arlesey (ARL)	d				1227				1256							1327		
Biggleswade (BIW)	d				1232				1301							1333		
Sandy (SDY)	d				1236				1305							1337		
St Neots (SNO)	d				1244				1313							1344		
Huntingdon (HUN)	d				1253				1322							1352		
Peterborough (PBO)	8 a		1250	1256	1308			1333	1341				1350	1356	1408			
Letchworth Garden City (LET)	d				1231	1240				1302a	1310					1331	1340	
Baldock (BDK)	d				1234	1243					1313					1334	1343	
Ashwell & Morden (AWM)	d					1248					1318						1348	
Royston (RYS)	d				1243	1253					1323					1343	1353	
Meldreth (MEL)	d				1246											1346		
Shepreth (STH)	d				1250											1350		
Foxton (FXN)	d				1252											1352		
Cambridge South (CMS)	d	1239			1259	1305	1309				1335	1339				1359	1405	1409
Cambridge (CBG)	a	1243			1305	1309	1313				1339	1343				1405	1409	1413
Cambridge (CBG)	d	1245					1317					1345						1417
Cambridge North (CMB)	d	1249					1321					1349						1421
Waterbeach (WBC)	d	1254					1326					1354						1426
Ely (ELY)	4 a	1303					1337					1403						1438
Ely (ELY)	4 d	1304										1404						
Littleport (LTP)	d	1311										1411						
Downham Market (DOW)	d	1320										1420						
Watlington (WTG)	d	1326										1426						
Kings Lynn (KLN)	a	1335										1435						









































































**NOTES** (see introductory pages for explanation of train operator codes and standard symbols)

- a Arrival time  
d Departure time  
e Arrives 4 minutes earlier

- B To Leeds  
C To Lincoln  
D To Edinburgh  
J To Inverness

# London, Brighton, Horsham, Gatwick Airport and East Croydon to Stevenage, Peterborough, Cambridge, Ely and Kings Lynn

## Mondays to Fridays

Operator	GR E	TL	GN	TL	GN	GR A	GR B	TL	GN	TL	GN	GR C	TL	GN	TL	GN	GR D	GR B
Days of operation/Notes 1st Class/Reservations/Bus/Ferry Catering facilities	   					 	 					 					 	 
Brighton (BTN)				1214						1244						1314		
Horsham (HRH)			1155					1224					1255					
Gatwick Airport (GTW)			1219	1246				1249		1316			1319		1346			
Redhill (RDH)			1229					1259					1329					
East Croydon (ECR)			1245	1301				1315		1331			1345		1401			
London Bridge (LBG)			1301	1316				1331		1346			1401		1416			
London Blackfriars (BFR)			1307	1322				1337		1352			1407		1422			
City Thameslink (CTK)			1309	1324				1339		1354			1409		1424			
Farringdon (ZFD)			1311	1326				1341		1356			1411		1426			
St Pancras International (STP)			1316	1331				1346		1401			1416		1431			
London Kings Cross (KGX)		1347		1306		1354	1403	1410		1336		1424	1447		1406		1454	1503
Finsbury Park (FPK)			1322	1311	1337				1352	1341	1407			1422	1411	1437		
Finsbury Park (FPK)			1323	1312	1338				1353	1342	1408			1423	1412	1438		
Alexandra Palace (AAP)				1317						1347					1417			
Potters Bar (PBR)				1326						1356					1426			
Hatfield (HAT)				1332						1402					1432			
Welwyn Garden City (WGC)				1340e						1410e					1440e			
Welwyn North (WLW)				1342						1412					1442			
Knebworth (KBW)				1346						1416					1446			
Stevenage (SVG)			1345	1350	1359				1415	1420	1429			1445	1450	1459		
Hitchin (HIT)			1350	1356	1404				1420	1426	1434			1450	1456	1504		
Arlesey (ARL)				1356						1426					1456			
Biggleswade (BIW)				1401						1431					1501			
Sandy (SDY)				1405						1435					1505			
St Neots (SNO)				1413						1443					1513			
Huntingdon (HUN)				1422						1452					1523c			
Peterborough (PBO)		1433	1441				1450	1456	1509				1533	1541			1551	1556
Letchworth Garden City (LET)				1402a	1410					1431	1440				1501	1510		
Baldock (BDK)					1413					1434	1443				1504	1513		
Ashwell & Morden (AWM)					1418						1448					1518		
Royston (RYS)					1423					1443	1453				1513	1523		
Meldreth (MEL)										1446					1516			
Shepreth (STH)										1450					1520			
Foxton (FXN)										1452					1522			
Cambridge South (CMS)					1435	1439			1459	1505	1509				1529	1535	1539	
Cambridge (CBG)					1439	1443			1505	1509	1513				1535	1539	1543	
Cambridge (CBG)						1445						1517					1545	
Cambridge North (CMB)						1449						1521					1549	
Waterbeach (WBC)						1454						1526					1554	
Ely (ELY)						1503						1537					1603	
Ely (ELY)						1504											1604	
Littleport (LTP)						1511											1611	
Downham Market (DOW)						1520											1620	
Watlington (WTG)						1526											1626	
Kings Lynn (KLN)						1535											1635	

**NOTES** (see introductory pages for explanation of train operator codes and standard symbols)

- a Arrival time
- d Departure time
- c Arrives 3 minutes earlier
- e Arrives 4 minutes earlier

- A To Aberdeen
- B To Leeds
- C To Lincoln
- D To Edinburgh
- E To York

# London, Brighton, Horsham, Gatwick Airport and East Croydon to Stevenage, Peterborough, Cambridge, Ely and Kings Lynn

## Mondays to Fridays

Operator Days of operation/Notes 1st Class/Reservations/Bus/Ferry Catering facilities	TL 1	GN 1	TL 1	GN 1	GR E 1R 1	TL 1	GN 1	TL 1	GN 1	GR A 1R 1	GR B 1R 1	GR C 1R 1	TL 1	GN 1	TL 1	GN 1	GR K 1R 1	TL 1
Brighton (BTN)	10 d		1344					1414							1444			
Horsham (HRH)	4 d	1325				1355							1425					1455
Gatwick Airport (GTW)	10 d	1349	1416			1419		1446					1449		1516			1519
Redhill (RDH)	d	1359				1429							1459					1529
East Croydon (ECR)	d	1415	1431			1445		1501					1515		1531			1545
London Bridge (LBG)	4 d	1431	1446			1501		1516					1531		1546			1601
London Blackfriars (BFR)	3 d	1437	1452			1507		1522					1537		1552			1607
City Thameslink (CTK)	3 d	1439	1454			1509		1524					1539		1554			1609
Farringdon (ZFD)	3 d	1441	1456			1511		1526					1541		1556			1611
St Pancras International (STP)	15 d	1446	1501			1516		1531					1546		1601			1616
London Kings Cross (KGX)	15 d		1436	1524	1547		1506		1554	1600	1603	1613		1536		1618	1633	
Finsbury Park (FPK)	a	1452	1441	1507		1522	1511	1537					1552	1541	1607			1622
Finsbury Park (FPK)	d	1453	1442	1508		1523	1512	1538					1553	1542	1608			1623
Alexandra Palace (AAP)	d		1447			1517								1547				
Potters Bar (PBR)	d		1456			1526								1556				
Hatfield (HAT)	d		1502			1532								1602				
Welwyn Garden City (WGC)	4 d		1510e			1540e								1610e				
Welwyn North (WLW)	d		1512			1542								1612				
Knebworth (KBW)	d		1516			1546								1616				
Stevenage (SVG)	4 d	1515	1520	1529		1545	1550	1559					1615	1620	1629			1644
Hitchin (HIT)	4 d	1520	1526	1534		1550	1556	1604					1620	1626	1634			1650
Arlesey (ARL)	d	1526				1556							1626					1655
Biggleswade (BIW)	d	1531				1601							1631					1701
Sandy (SDY)	d	1535				1605							1635					1705
St Neots (SNO)	d	1543				1613							1643					1712
Huntingdon (HUN)	d	1550				1623c							1652					1720
Peterborough (PBO)	8 a	1608			1633	1641				1647	1650	1659	1708				1720	1736
Letchworth Garden City (LET)	d		1531	1540			1601	1610						1631	1640	1647		
Baldock (BDK)	d		1534	1543			1604	1613						1634	1643			
Ashwell & Morden (AWM)	d			1548				1618						1639	1648			
Royston (RYS)	d		1543	1553			1613	1623						1645	1653	1657		
Meldreth (MEL)	d		1546				1616							1648				
Shepreth (STH)	d		1550				1620							1652				
Foxton (FXN)	d		1552				1622							1654				
Cambridge South (CMS)	d		1559	1605	1609		1629	1635	1639					1701	1705	1709		
Cambridge (CBG)	a		1606	1609	1613		1635	1639	1643					1707	1709	1713		
Cambridge (CBG)	d			1615					1645							1715		
Cambridge North (CMB)	d			1619					1649							1719		
Waterbeach (WBC)	d			1624					1654							1724		
Ely (ELY)	4 a			1633					1703							1733		
Ely (ELY)	4 d			1634					1704							1734		
Littleport (LTP)	d			1641					1711							1741		
Downham Market (DOW)	d			1650					1720							1750		
Watlington (WTG)	d			1656					1726							1756		
Kings Lynn (KLN)	a			1705					1735							1805		

**NOTES** (see introductory pages for explanation of train operator codes and standard symbols)

- a Arrival time
- d Departure time
- c Arrives 3 minutes earlier
- e Arrives 4 minutes earlier

- A To Aberdeen
- B To Leeds
- C To Lincoln
- E To York
- K To Newcastle



# London, Brighton, Horsham, Gatwick Airport and East Croydon to Stevenage, Peterborough, Cambridge, Ely and Kings Lynn

## Mondays to Fridays

Operator Days of operation/Notes 1st Class/Reservations/Bus/Ferry Catering facilities	GN 1	TL 1	GN 1	GR D 1 1R X	GN 1	GN 1	GR B 1 1R X	TL 1	GN 1	TL 1	GR K 1 1R X	GN 1	GN 1	GN 1	TL 1	GN 1	TL 1	GR D 1 1R X
Brighton (BTN)	10 d		1514							1544								1614
Horsham (HRH)	4 d							1525							1555			
Gatwick Airport (GTW)	10 d		1546					1549		1616					1619		1646	
Redhill (RDH)	d							1559							1629			
East Croydon (ECR)	d		1601					1615		1631					1645		1701	
London Bridge (LBG)	4 d		1616					1631		1646					1701		1716	
London Blackfriars (BFR)	3 d		1622					1637		1652					1707		1722	
City Thameslink (CTK)	3 d		1624					1639		1654					1709		1724	
Farringdon (ZFD)	3 d		1626					1641		1656					1711		1726	
St Pancras International (STP)	15 d		1631					1646		1701					1716		1731	
London Kings Cross (KGX)	15 d	1606		1648	1703	1642	1627	1708		1654		1733	1712	1718	1657		1724	1800
Finsbury Park (FPK)	a	1611	1637				1632		1652		1707				1702	1722		1737
Finsbury Park (FPK)	a	1612	1638				1633		1653		1708				1703	1723		1738
Alexandra Palace (AAP)	d	1617					1637								1707			
Potters Bar (PBR)	d	1626					1646								1716			
Hatfield (HAT)	d	1632					1652								1722			
Welwyn Garden City (WGC)	4 d	1640e					1658								1728			
Welwyn North (WLW)	d	1642					1700			1711					1730		1741	
Knebworth (KBW)	d	1646					1704			1715					1734		1745	
Stevenage (SVG)	4 d	1650	1659		1705	1709		1715		1729		1734		1739	1744		1759	
Hitchin (HIT)	4 d	1656	1704			1715		1720	1724	1734				1745	1750	1754	1804	
Arlesey (ARL)	d						1726								1755			
Biggleswade (BIW)	d				1717		1731					1746			1801			
Sandy (SDY)	d						1735								1805			
St Neots (SNO)	d				1727		1743								1812			
Huntingdon (HUN)	d				1736		1752					1806c			1820			
Peterborough (PBO)	8 a			1749	1753		1756	1808				1820	1823		1836			1845
Letchworth Garden City (LET)	d	1701	1710	1717			1721a			1729	1740			1747	1751a		1759	1810
Baldock (BDK)	d	1704	1713							1732	1743						1802	1813
Ashwell & Morden (AWM)	d	1709	1718							1737	1748						1807	1818
Royston (RYS)	d	1715	1723	1727						1743	1753			1757			1813	1823
Meldreth (MEL)	d	1718								1746							1816	
Shepreth (STH)	d	1722								1750							1820	
Foxton (FXN)	d	1724								1752							1822	
Cambridge South (CMS)	d	1731	1735	1739						1759	1805			1809			1829	1835
Cambridge (CBG)	a	1737	1739	1743						1806	1809			1813			1835	1839
Cambridge (CBG)	d			1748										1818				
Cambridge North (CMB)	d			1752										1822				
Waterbeach (WBC)	d			1757										1827				
Ely (ELY)	4 a			1806										1836				
Ely (ELY)	4 d			1807										1837				
Littleport (LTP)	d			1814										1844				
Downham Market (DOW)	d			1823										1853				
Watlington (WTG)	d			1829										1859				
Kings Lynn (KLN)	a			1838										1908				

**NOTES** (see introductory pages for explanation of train operator codes and standard symbols)

- a Arrival time
- d Departure time
- c Arrives 3 minutes earlier
- e Arrives 4 minutes earlier

- B To Leeds
- D To Edinburgh
- K To Newcastle



# London, Brighton, Horsham, Gatwick Airport and East Croydon to Stevenage, Peterborough, Cambridge, Ely and Kings Lynn

## Mondays to Fridays

Operator	GR	GN	GN	GN	GR	TL	GN	TL	GN	GN	GN	GR	TL	GN	TL	GN	GR	GR
Days of operation/Notes	L				M							N					D	B
1st Class/Reservations/Bus/Ferry	1R	1	1	1	1R	1	1	1	1	1	1	1R	1	1	1	1	1R	1R
Catering facilities	☒				☒							☒					☒	☒
Brighton (BTN)	10 d							1644							1714			
Horsham (HRH)	4 d					1624							1654					
Gatwick Airport (GTW)	10 d					1649		1716					1719		1746			
Redhill (RDH)	d					1700							1729					
East Croydon (ECR)	d					1715		1731					1745		1801			
London Bridge (LBG)	4 d					1731		1746					1801		1816			
London Blackfriars (BFR)	3 d					1737		1752					1807		1822			
City Thameslink (CTK)	3 d					1739		1754					1809		1824			
Farringdon (ZFD)	3 d					1741		1756					1811		1826			
St Pancras International (STP)	15 d					1746		1801					1816		1831			
London Kings Cross (KGX)	15 d	1803	1742	1748	1727	1809	1754		1812	1818	1757	1845		1824		1848	1900	1908
Finsbury Park (FPK)	a				1732		1752	1807			1802		1822		1837			
Finsbury Park (FPK)	d				1733		1753	1808			1803		1823		1838			
Alexandra Palace (AAP)	d				1737						1807							
Potters Bar (PBR)	d				1746						1816							
Hatfield (HAT)	d				1752						1822							
Welwyn Garden City (WGC)	4 d				1758						1828							
Welwyn North (WLW)	d				1800		1811				1830			1841				
Knebworth (KBW)	d				1804		1815				1834			1845				
Stevenage (SVG)	4 d		1805		1809		1815	1829	1834		1839		1844		1859			
Hitchin (HIT)	4 d				1815		1820	1824	1834		1845		1850	1854	1904			
Arlesey (ARL)	d					1826							1855					
Biggleswade (BIW)	d		1817			1831			1846				1901					
Sandy (SDY)	d					1835							1905					
St Neots (SNO)	d		1827			1843			1856				1912					
Huntingdon (HUN)	d		1836			1850			1904				1920					
Peterborough (PBO)	8 a	1849	1853			1856	1908		1921			1933	1936				1948	1957
Letchworth Garden City (LET)	d			1817	1821a			1829	1840		1847	1850			1859	1910	1916	
Baldock (BDK)	d							1832	1843			1853			1902	1913		
Ashwell & Morden (AWM)	d							1837	1848			1858			1907	1918		
Royston (RYS)	d			1827				1843	1853		1857	1904a			1913	1923	1927	
Meldreth (MEL)	d							1846							1916			
Shepreth (STH)	d							1850							1920			
Foxton (FXN)	d							1852							1922			
Cambridge South (CMS)	d			1839				1859	1905		1909				1929	1935	1939	
Cambridge (CBG)	a			1843				1905	1909		1913				1935	1939	1943	
Cambridge (CBG)	d			1848							1918						1945	
Cambridge North (CMB)	d			1852							1922						1949	
Waterbeach (WBC)	d			1857							1927						1954	
Ely (ELY)	4 a			1906							1936						2003	
Ely (ELY)	4 d			1907							1937						2005	
Littleport (LTP)	d			1914							1944						2014	
Downham Market (DOW)	d			1923							1953						2023	
Watlington (WTG)	d			1929							1959						2029	
Kings Lynn (KLN)	a			1938							2008						2038	

**NOTES** (see introductory pages for explanation of train operator codes and standard symbols)

- a Arrival time
- d Departure time
- B To Leeds
- D To Edinburgh
- L To Skipton
- M To Hull
- N To Middlesbrough

# London, Brighton, Horsham, Gatwick Airport and East Croydon to Stevenage, Peterborough, Cambridge, Ely and Kings Lynn

## Mondays to Fridays

Operator Days of operation/Notes 1st Class/Reservations/Bus/Ferry Catering facilities	TL 1	GN 1	TL 1	GN 1	GN 1	GN 1	GR C 1 1 R X	TL 1	TL 1	GN 1	GN 1	GR D 1 1 R X	GR B 1 1 R X	TL 1	GN 1	TL 1	TL 1	GN 1
Brighton (BTN)	10 d		1744						1814							1844		
Horsham (HRH)	4 d	1724						1754						1824			1855	
Gatwick Airport (GTW)	10 d	1749	1816					1819	1846					1849		1916	1919	
Redhill (RDH)	d	1759						1829						1859		1929	1929	
East Croydon (ECR)	d	1815	1831					1845	1901					1915		1931	1945	
London Bridge (LBG)	4 d	1831	1846					1901	1916					1931		1946	2001	
London Blackfriars (BFR)	3 d	1837	1852					1907	1922					1937		1952	2007	
City Thameslink (CTK)	3 d	1839	1854					1909	1924					1939		1954	2009	
Farringdon (ZFD)	3 d	1841	1856					1911	1926					1941		1956	2011	
St Pancras International (STP)	15 d	1846	1901					1916	1931					1946		2001	2016	
London Kings Cross (KGX)	15 d		1854		1912	1918	1857	1943		1948	1927	2003	2009		1954			2024
Finsbury Park (FPK)	a	1852	1907				1902		1922	1937		1932		1952		2007	2022	
Finsbury Park (FPK)	d	1853	1908				1903		1923	1938		1933		1953		2008	2023	
Alexandra Palace (AAP)	d						1907					1937						
Potters Bar (PBR)	d						1916					1946						
Hatfield (HAT)	d						1922					1952						
Welwyn Garden City (WGC)	4 d		1911				1928					1958						
Welwyn North (WLW)	d		1913				1931					2000			2011			
Knebworth (KBW)	d		1918				1935					2004			2015			
Stevenage (SVG)	4 d	1915	1923	1930	1935		1939		1945	1959		2009		2015		2029	2045	
Hitchin (HIT)	4 d	1920	1935				1945		1950	2004		2015		2020	2024	2034	2050	
Arlesey (ARL)	d	1926							1956					2026			2056	
Biggleswade (BIW)	d	1931		1946					2001					2031			2101	
Sandy (SDY)	d	1935							2005					2035			2105	
St Neots (SNO)	d	1943		1956					2012					2043			2113	
Huntingdon (HUN)	d	1952		2004					2020					2052			2120	
Peterborough (PBO)	8 a	2008		2021			2033	2036				2049	2056	2108			2136	
Letchworth Garden City (LET)	d		1932	1940		1947	1951a		2010	2017	2021a				2030	2040		2051
Baldock (BDK)	d		1935	1943					2013						2033	2043		
Ashwell & Morden (AWM)	d		1940	1948					2018						2038	2048		
Royston (RYS)	d		1945	1953		1957			2023	2027					2043	2053		2101
Meldreth (MEL)	d		1948												2046			
Shepreth (STH)	d		1952												2050			
Foxton (FXN)	d		1954												2052			
Cambridge South (CMS)	d		2001	2005		2009			2035	2039					2059	2105		2113
Cambridge (CBG)	a		2007	2009		2013			2039	2043					2105	2109		2117
Cambridge (CBG)	d					2015				2045								2119
Cambridge North (CMB)	d					2019				2049								2123
Waterbeach (WBC)	d					2024				2054								2128
Ely (ELY)	4 a					2033				2103								2139
Ely (ELY)	4 d					2035				2107								
Littleport (LTP)	d					2044				2114								
Downham Market (DOW)	d					2053				2123								
Watlington (WTG)	d					2059				2129								
Kings Lynn (KLN)	a					2108				2138								

**NOTES** (see introductory pages for explanation of train operator codes and standard symbols)

- a Arrival time
- d Departure time
- B To Leeds
- C To Lincoln
- D To Edinburgh

# London, Brighton, Horsham, Gatwick Airport and East Croydon to Stevenage, Peterborough, Cambridge, Ely and Kings Lynn

## Mondays to Fridays

Operator Days of operation/Notes 1st Class/Reservations/Bus/Ferry Catering facilities	GN 1	TL 1	GR B 1R X	GN 1	GR K 1R X	GR B 1R X	TL 1	GN 1	TL 1	GN 1	GN 1	TL 1	GR B 1R X	GN 1	GR K 1R X	TL 1	GN 1	TL 1
Brighton (BTN) 10 d		1914										2014						
Horsham (HRH) 4 d							1925		1955							2025		2055
Gatwick Airport (GTW) 10 d		1946					1949		2019			2046				2049		2119
Redhill (RDH) d							1959		2029							2100		2129
East Croydon (ECR) d		2001					2015		2045			2101				2115		2145
London Bridge (LBG) 4 d		2016					2031		2101			2116				2131		2201
London Blackfriars (BFR) 3 d		2022					2037		2107			2122				2137		2207
City Thameslink (CTK) 3 d		2024					2039		2109			2124				2139		2209
Farringdon (ZFD) 3 d		2026					2041		2111			2126				2141		2211
St Pancras International (STP) 15 d		2031					2046		2116			2131				2146		2216
London Kings Cross (KGX) 15 d	2006		2040	2048	2103	2108		2036		2118	2106		2140	2148	2203		2136	
Finsbury Park (FPK) d	2011	2037					2052	2041	2122		2111	2137				2152	2141	2222
Finsbury Park (FPK) d	2012	2038					2053	2042	2123		2112	2138				2153	2142	2223
Alexandra Palace (AAP) d	2017						2047				2117						2147	
Potters Bar (PBR) d	2026						2056				2126						2156	
Hatfield (HAT) d	2032						2102				2132						2202	
Welwyn Garden City (WGC) 4 d	2040e						2108				2140e						2208	
Welwyn North (WLW) d	2042						2110				2142						2210	
Knebworth (KBW) d	2046						2114				2146						2214	
Stevenage (SVG) 4 d	2050	2059	2101u				2115	2118	2145		2150	2159	2201u			2215	2218	2245
Hitchin (HIT) 4 d	2056	2104					2120	2124	2150		2156	2204				2220	2224	2250
Arlesey (ARL) d							2126		2156							2226		2256
Biggleswade (BIW) d							2131		2201							2231		2301
Sandy (SDY) d							2135		2205							2235		2305
St Neots (SNO) d							2143		2213							2243		2312
Huntingdon (HUN) d							2150		2220							2250		2320
Peterborough (PBO) 8 a			2130		2149	2154	2206		2236				2231		2249	2306		2337
Letchworth Garden City (LET) d	2102a	2110		2117				2130		2147	2202a	2210		2217			2229	
Baldock (BDK) d		2113						2133				2213					2232	
Ashwell & Morden (AWM) d		2118						2138				2218					2237	
Royston (RYS) d		2123		2127				2143		2157		2223		2227			2243	
Meldreth (MEL) d								2146									2246	
Shepreth (STH) d								2150									2250	
Foxton (FXN) d								2152									2252	
Cambridge South (CMS) d		2135		2139				2159		2209		2235		2239			2259	
Cambridge (CBG) a		2139		2143				2205		2213		2239		2243			2305	
Cambridge (CBG) d				2145						2215				2245				
Cambridge North (CMB) d				2149						2219				2249				
Waterbeach (WBC) d				2154						2224				2254				
Ely (ELY) 4 a				2203						2235				2303				
Ely (ELY) 4 d				2207										2307				
Littleport (LTP) d				2214										2314				
Downham Market (DOW) d				2223										2323				
Watlington (WTG) d				2229										2329				
Kings Lynn (KLN) a				2238										2338				

**NOTES** (see introductory pages for explanation of train operator codes and standard symbols)

- a Arrival time
- d Departure time
- u Stops to pick up only
- e Arrives 4 minutes earlier

- B To Leeds
- K To Newcastle

# London, Brighton, Horsham, Gatwick Airport and East Croydon to Stevenage, Peterborough, Cambridge, Ely and Kings Lynn

## Mondays to Fridays

Operator Days of operation/Notes 1st Class/Reservations/Bus/Ferry Catering facilities	GN	GN	TL	GR B	GN	GR E	TL	GN	TL	GN	GN	GN P	GR B	TL	TL	GN TSM	GN TSM	GN TSM P
	1	1	1	1R X	1	1R X	1	1	1	1	1		1R X	1	1	1	1	
Brighton (BTN)	10 d		2114											2214				
Horsham (HRH)	4 d						2125		2155						2225			
Gatwick Airport (GTW)	10 d		2146				2149		2219					2246	2249			
Redhill (RDH)	d						2204		2234						2304			
East Croydon (ECR)	d		2201				2215		2245					2301	2315			
London Bridge (LBG)	4 d		2216				2231		2301					2316	2331			
London Blackfriars (BFR)	3 d		2222				2237		2307					2322	2337			
City Thameslink (CTK)	3 d		2224				2239											
Farringdon (ZFD)	3 d		2226				2241		2311					2326	2341			
St Pancras International (STP)	15 d		2231				2246		2316					2331	2346			
London Kings Cross (KGX)	15 d	2218	2206		2240	2248	2308		2236		2318	2306		2333		0001	0007	
Finsbury Park (FPK)	a		2211	2237				2252	2241	2322		2311		2337	2352	0006	0012	
Finsbury Park (FPK)	d		2212	2238				2253	2242	2323		2312	2300	2338	2353	0008	0013	0001
Alexandra Palace (AAP)	d		2217					2247				2317	2308				0017	0009
Potters Bar (PBR)	d		2226					2256				2326					0026	
Hatfield (HAT)	d		2232					2302				2332					0032	
Welwyn Garden City (WGC)	4 d		2240e					2308				2338					0038	
Welwyn North (WLW)	d		2242					2310				2340					0040	
Knebworth (KBW)	d		2246					2314				2344					0044	
Stevenage (SVG)	4 d		2250	2259	2301u		2315	2318	2345		2348	2352	2354u	2359	0015	0029	0048	0054
Hitchin (HIT)	4 d		2256	2304			2320	2324	2350		2354	2357		0004	0020	0034	0057	0103
Arlesey (ARL)	d						2326		2356						0026			
Biggleswade (BIW)	d						2331		0001						0031			
Sandy (SDY)	d						2335		0005						0035			
St Neots (SNO)	d						2342		0012						0042			
Huntingdon (HUN)	d						2350		0020						0050			
Peterborough (PBO)	8 a			2330		0001	0008		0037				0022		0108			
Letchworth Garden City (LET)	d	2247	2302a	2310		2317		2329		2345	2359	0003a		0010		0040	0102a	0109a
Baldock (BDK)	d		2313					2332		2348	0002			0013		0043		
Ashwell & Morden (AWM)	d		2318					2337		2353	0007			0018		0048		
Royston (RYS)	d	2257		2323		2327		2343		2359	0013			0023		0053		
Meldreth (MEL)	d							2346			0016					0056		
Shepreth (STH)	d							2350			0020					0100		
Foxton (FXN)	d							2352			0022					0102		
Cambridge South (CMS)	d	2309		2335		2339		2359		0011	0029			0035		0110		
Cambridge (CBG)	a	2313		2339		2343		0005		0016	0035			0039		0114		
Cambridge (CBG)	d	2315				2345				0018								
Cambridge North (CMB)	d	2319				2349				0022								
Waterbeach (WBC)	d	2324				2354				0027								
Ely (ELY)	4 a	2335				0003				0036								
Ely (ELY)	4 d					0004				0037								
Littleport (LTP)	d					0011				0044								
Downham Market (DOW)	d					0020				0053								
Watlington (WTG)	d					0026				0059								
Kings Lynn (KLN)	a					0035				0108								

**NOTES** (see introductory pages for explanation of train operator codes and standard symbols)

a Arrival time  
d Departure time  
u Stops to pick up only  
e Arrives 4 minutes earlier

B To Leeds  
E To York  
P Via Hertford North. From Moorgate

TSM Tuesday to Saturday mornings

# London, Brighton, Horsham, Gatwick Airport and East Croydon to Stevenage, Peterborough, Cambridge, Ely and Kings Lynn

## Mondays to Fridays

Operator Days of operation/Notes 1st Class/Reservations/Bus/Ferry	GN TSM P	GN TSM P	TL P	GN TSM P	TL TSM P
Brighton (BTN)	10 d				
Horsham (HRH)	4 d		2311		
Gatwick Airport (GTW)	10 d		2335		
Redhill (RDH)	d		2349		
East Croydon (ECR)	d		0009		
London Bridge (LBG)	4 d				
London Blackfriars (BFR)	3 d		0037		
City Thameslink (CTK)	3 d				
Farringdon (ZFD)	3 d		0041		
St Pancras International (STP)	15 d		0046		
London Kings Cross (KGX)	15 d	0031		0107	0136
Finsbury Park (FPK)	a	0036	0052	0112	0141
Finsbury Park (FPK)	d	0038	0053	0113	0143
Alexandra Palace (AAP)	d		0117		
Potters Bar (PBR)	d		0126		
Hatfield (HAT)	d		0132		
Welwyn Garden City (WGC)	4 d		0138c		
Welwyn North (WLW)	d		0140		
Knebworth (KBW)	d		0144		
Stevenage (SVG)	4 d	0102	0122	0126	0149
Hitchin (HIT)	4 d	0111	0128	0135	0158
Arlesey (ARL)	d		0141		0224
Biggleswade (BIW)	d		0146		0229
Sandy (SDY)	d		0150		0233
St Neots (SNO)	d		0157		0240
Huntingdon (HUN)	d		0205		0248
Peterborough (PBO)	8 a		0223		0306
Letchworth Garden City (LET)	d	0116s	0134a	0203	
Baldock (BDK)	d	0119s		0206	
Ashwell & Morden (AWM)	d	0124s		0211	
Royston (RYS)	d	0128s		0217a	
Meldreth (MEL)	d	0132s			
Shepreth (STH)	d	0136s			
Foxton (FXN)	d	0138s			
Cambridge South (CMS)	d	0146s			
Cambridge (CBG)	a	0150			
Cambridge (CBG)	d				
Cambridge North (CMB)	d				
Waterbeach (WBC)	d				
Ely (ELY)	4 a				
Ely (ELY)	4 d				
Littleport (LTP)	d				
Downham Market (DOW)	d				
Watlington (WTG)	d				
Kings Lynn (KLN)	a				

**NOTES** (see introductory pages for explanation of train operator codes and standard symbols)

- a Arrival time
- d Departure time
- s Stops to set down only
- c Arrives 3 minutes earlier

P Via Hertford North. From Moorgate

TSM Tuesday to Saturday mornings

# London, Brighton, Horsham, Gatwick Airport and East Croydon to Stevenage, Peterborough, Cambridge, Ely and Kings Lynn

## Saturdays

Operator Days of operation/Notes 1st Class/Reservations/Bus/Ferry Catering facilities	GN 1	TL 1	TL 1	GN 1	GR A 1R 1R	GR B 1R 1R	TL 1	GN 1	GN 1	GR C 1R 1R	TL 1	GN 1	TL 1	GN 1	GR D 1R 1R	GR B 1R 1R	TL 1	GN 1
Brighton (BTN)	10 d													0508				
Horsham (HRH)	4 d																0525	
Gatwick Airport (GTW)	10 d													0546			0549	
Redhill (RDH)	d																0559	
East Croydon (ECR)	d													0601			0615	
London Bridge (LBG)	4 d													0616			0631	
London Blackfriars (BFR)	3 d													0622			0637	
City Thameslink (CTK)	3 d																	
Farringdon (ZFD)	3 d													0626			0641	
St Pancras International (STP)	15 d													0631			0646	
London Kings Cross (KGX)	15 d	0501	0512	0531	0554	0548	0600	0547	0536	0601	0645	0617	0606		0654	0703	0710	0636
Finsbury Park (FPK)	a	0506	0517	0536				0552	0541	0606		0622	0611	0637			0652	0641
Finsbury Park (FPK)	a	0507	0518	0538				0553	0542	0608		0623	0612	0638			0653	0642
Alexandra Palace (AAP)	d							0547					0617					0647
Potters Bar (PBR)	d							0556					0626					0656
Hatfield (HAT)	d							0602					0632					0702
Welwyn Garden City (WGC)	4 d							0610e					0638					0710e
Welwyn North (WLW)	d							0612					0640					0712
Knebworth (KBW)	d							0616					0644					0716
Stevenage (SVG)	4 d	0531	0537	0559		0610u		0615	0620	0628		0645	0648	0659			0715	0720
Hitchin (HIT)	4 d	0539	0542	0604				0620	0626	0634		0650	0654	0704			0720	0726
Arlesey (ARL)	d		0547					0626					0656					0726
Biggleswade (BIW)	d		0553					0631					0701					0731
Sandy (SDY)	d		0557					0635					0705					0735
St Neots (SNO)	d		0604					0643					0713					0743
Huntingdon (HUN)	d		0611					0650					0722					0750
Peterborough (PBO)	8 a		0627			0639	0648	0706			0735	0738			0750	0756	0808	
Letchworth Garden City (LET)	d	0544		0610					0631	0639			0700a	0710				0731
Baldock (BDK)	d	0547		0613					0634	0642				0713				0734
Ashwell & Morden (AWM)	d	0552		0618						0647				0718				
Royston (RYS)	d	0557		0623					0643	0654c				0723				0743
Meldreth (MEL)	d	0600							0646									0746
Shepreth (STH)	d	0604							0650									0750
Foxton (FXN)	d	0606							0652									0752
Cambridge South (CMS)	d	0613		0635	0639				0659	0708				0735	0739			0759
Cambridge (CBG)	a	0619		0639	0643				0705	0712				0739	0743			0805
Cambridge (CBG)	d	0621			0645					0715					0745			
Cambridge North (CMB)	d	0625			0649					0719					0749			
Waterbeach (WBC)	d	0630			0654					0724					0754			
Ely (ELY)	4 a	0639			0703					0735					0803			
Ely (ELY)	4 d	0641			0704										0804			
Littleport (LTP)	d	0648			0711										0811			
Downham Market (DOW)	d	0657			0720										0820			
Watlington (WTG)	d	0703			0726										0826			
Kings Lynn (KLN)	a	0712			0735										0835			

**NOTES** (see introductory pages for explanation of train operator codes and standard symbols)

- a Arrival time
- d Departure time
- u Stops to pick up only
- c Arrives 3 minutes earlier
- e Arrives 4 minutes earlier

- A To Aberdeen
- B To Leeds
- C To Lincoln
- D To Edinburgh

# London, Brighton, Horsham, Gatwick Airport and East Croydon to Stevenage, Peterborough, Cambridge, Ely and Kings Lynn

## Saturdays

Operator	TL	GN	GR	TL	GN	TL	GN	GC	GR	GR	TL	GN	TL	GN	GR	TL	GN	TL
Days of operation/Notes	E		F					G	D	B					C			
1st Class/Reservations/Bus/Ferry																		
Catering facilities																		
Brighton (BTN)	10 d					0614							0644					0714
Horsham (HRH)	4 d			0555								0625				0655		
Gatwick Airport (GTW)	10 d	0616		0619		0646						0649		0716		0719		0746
Redhill (RDH)	d			0629								0659				0729		
East Croydon (ECR)	d	0631		0645		0701						0715		0731		0745		0801
London Bridge (LBG)	4 d	0646		0701		0716						0731		0746		0801		0816
London Blackfriars (BFR)	3 d	0652		0707		0722						0737		0752		0807		0822
City Thameslink (CTK)	3 d																	
Farringdon (ZFD)	3 d	0656		0711		0726						0741		0756		0811		0826
St Pancras International (STP)	15 d	0701		0716		0731						0746		0801		0816		0831
London Kings Cross (KGX)	15 d		0724	0745		0706		0754	0800	0803	0810		0736		0824	0847		0806
Finsbury Park (FPK)	d	0707		0722	0711	0737						0752	0741	0807		0822	0811	0837
Finsbury Park (FPK)	d	0708		0723	0712	0738						0753	0742	0808		0823	0812	0838
Alexandra Palace (AAP)	d			0717									0747				0817	
Potters Bar (PBR)	d			0726									0756				0825	
Hatfield (HAT)	d			0732									0802				0832	
Welwyn Garden City (WGC)	4 d			0740e									0810e				0840e	
Welwyn North (WLW)	d			0742									0812				0842	
Knebworth (KBW)	d			0746									0816				0846	
Stevenage (SVG)	4 d	0729		0745	0750	0759						0815	0820	0829		0845	0850	0859
Hitchin (HIT)	4 d	0734		0750	0756	0804						0820	0826	0834		0850	0856	0904
Arlesey (ARL)	d			0756									0826				0856	
Biggleswade (BIW)	d			0801									0831				0901	
Sandy (SDY)	d			0805									0835				0905	
St Neots (SNO)	d			0812									0843				0912	
Huntingdon (HUN)	d			0820									0850				0920	
Peterborough (PBO)	8 a			0833	0836			0847	0850	0856	0907					0933	0936	
Letchworth Garden City (LET)	d	0740			0802a	0810							0831	0840			0902a	0910
Baldock (BDK)	d	0743				0813							0834	0843				0913
Ashwell & Morden (AWM)	d	0748				0818								0848				0918
Royston (RYS)	d	0753				0823								0843	0853			0923
Meldreth (MEL)	d													0846				
Shepreth (STH)	d													0850				
Foxton (FXN)	d													0852				
Cambridge South (CMS)	d	0805	0809			0835	0839						0859	0905	0909			0935
Cambridge (CBG)	a	0809	0814			0839	0843						0905	0909	0913			0939
Cambridge (CBG)	d		0817				0845								0915			
Cambridge North (CMB)	d		0821				0849								0919			
Waterbeach (WBC)	d		0826				0854								0924			
Ely (ELY)	4 a		0838				0903								0933			
Ely (ELY)	4 d						0904								0934			
Littleport (LTP)	d						0911								0941			
Downham Market (DOW)	d						0920								0950			
Watlington (WTG)	d						0926								0956			
Kings Lynn (KLN)	a						0935								1005			

**NOTES** (see introductory pages for explanation of train operator codes and standard symbols)

- a Arrival time  
d Departure time  
e Arrives 4 minutes earlier

- B To Leeds  
C To Lincoln  
D To Edinburgh  
E From Three Bridges  
F To York  
G To Sunderland



# London, Brighton, Horsham, Gatwick Airport and East Croydon to Stevenage, Peterborough, Cambridge, Ely and Kings Lynn

## Saturdays

Operator Days of operation/Notes 1st Class/Reservations/Bus/Ferry Catering facilities	GN 1	GR D 1R 2	GR B 1R 2	TL 1	GN 1	TL 1	GN 1	GR F 1R 2	TL 1	GN 1	TL 1	GN 1	GR A 1R 2	GR B 1R 2	TL 1	GN 1	TL 1	GN 1
Brighton (BTN) 10 d						0744						0814					0844	
Horsham (HRH) 4 d				0725					0755						0825			
Gatwick Airport (GTW) 10 d				0749		0816			0819		0846				0849		0916	
Redhill (RDH) d				0759					0829						0859			
East Croydon (ECR) d				0815		0831			0845		0901				0915		0931	
London Bridge (LBG) 4 d				0831		0846			0901		0916				0931		0946	
London Blackfriars (BFR) 3 d				0837		0852			0907		0922				0937		0952	
City Thameslink (CTK) 3 d									0909		0924				0939		0954	
Farringdon (ZFD) 3 d				0841		0856			0911		0926				0941		0956	
St Pancras International (STP) 15 d				0846		0901			0916		0931				0946		1001	
London Kings Cross (KGX) 15 d	0854	0903	0910		0836		0924	0947		0906		0954	1003	1010		0936		1024
Finsbury Park (FPK) a				0852	0841	0907			0922	0911	0937				0952	0941	1007	
Finsbury Park (FPK) d				0853	0842	0908			0923	0912	0938				0953	0942	1008	
Alexandra Palace (AAP) d				0847					0917						0947			
Potters Bar (PBR) d				0856					0926						0956			
Hatfield (HAT) d				0902					0932						1002			
Welwyn Garden City (WGC) 4 d				0910e					0940e						1010e			
Welwyn North (WLW) d				0912					0942						1012			
Knebworth (KBW) d				0916					0946						1016			
Stevenage (SVG) 4 d				0915	0920	0929			0945	0950	0959				1015	1020	1029	
Hitchin (HIT) 4 d				0920	0926	0934			0950	0956	1004				1020	1026	1034	
Arlesey (ARL) d				0926					0956						1026			
Biggleswade (BIW) d				0931					1001						1031			
Sandy (SDY) d				0935					1005						1035			
St Neots (SNO) d				0943					1012						1043			
Huntingdon (HUN) d				0952					1020						1052			
Peterborough (PBO) 8 a		0950	0956	1008				1033	1036				1050	1056	1108			
Letchworth Garden City (LET) d					0931	0940				1002a	1010					1031	1040	
Baldock (BDK) d					0934	0943					1013					1034	1043	
Ashwell & Morden (AWM) d						0948					1018						1048	
Royston (RYS) d					0943	0953					1023					1043	1053	
Meldreth (MEL) d					0946											1046		
Shepreth (STH) d					0950											1050		
Foxton (FXN) d					0952											1052		
Cambridge South (CMS) d	0939				0959	1005	1009				1035	1039				1059	1105	1109
Cambridge (CBG) a	0943				1005	1009	1014				1039	1043				1105	1109	1114
Cambridge (CBG) d	0945						1017					1045						1117
Cambridge North (CMB) d	0949						1021					1049						1121
Waterbeach (WBC) d	0954						1026					1054						1126
Ely (ELY) 4 a	1003						1038					1103						1137
Ely (ELY) 4 d	1006											1106						
Littleport (LTP) d	1013											1113						
Downham Market (DOW) d	1023											1122						
Watlington (WTG) d	1032											1128						
Kings Lynn (KLN) a	1041											1137						

**NOTES** (see introductory pages for explanation of train operator codes and standard symbols)

- a Arrival time  
d Departure time  
e Arrives 4 minutes earlier

- A To Aberdeen  
B To Leeds  
D To Edinburgh  
F To York

# London, Brighton, Horsham, Gatwick Airport and East Croydon to Stevenage, Peterborough, Cambridge, Ely and Kings Lynn

## Saturdays

Operator Days of operation/Notes 1st Class/Reservations/Bus/Ferry Catering facilities	GR C 1R X	TL 1	GN 1	TL 1	GN 1	GR D 1R X	GR B 1R X	GC H 1R CP	TL 1	GN 1	TL 1	GN 1	GR F 1R X	TL 1	GN 1	TL 1	GN 1	GR J 1R X
Brighton (BTN)	10 d			0914							0944					1014		
Horsham (HRH)	4 d		0855						0925				0955					
Gatwick Airport (GTW)	10 d		0919	0946					0949		1016		1019			1046		
Redhill (RDH)	d		0929						0959				1029					
East Croydon (ECR)	d		0945	1001					1015		1031		1045			1101		
London Bridge (LBG)	4 d		1001	1016					1031		1046		1101			1116		
London Blackfriars (BFR)	3 d		1007	1022					1037		1052		1107			1122		
City Thameslink (CTK)	3 d		1009	1024					1039		1054		1109			1124		
Farringdon (ZFD)	3 d		1011	1026					1041		1056		1111			1126		
St Pancras International (STP)	15 d		1016	1031					1046		1101		1116			1131		
London Kings Cross (KGX)	15 d	1047		1006		1054	1103	1110	1117		1036		1124	1147		1106		1154 1203
Finsbury Park (FPK)	a		1022	1011 1037					1052	1041	1107		1122	1111	1137			
Finsbury Park (FPK)	d		1023	1012 1038					1053	1042	1108		1123	1112	1138			
Alexandra Palace (AAP)	d			1017						1047				1117				
Potters Bar (PBR)	d			1026						1056				1126				
Hatfield (HAT)	d			1032						1102				1132				
Welwyn Garden City (WGC)	4 d			1040e						1110e				1140e				
Welwyn North (WLW)	d			1042						1112				1142				
Knebworth (KBW)	d			1046						1116				1146				
Stevenage (SVG)	4 d		1045	1050 1059					1115	1120	1129		1145	1150	1159			
Hitchin (HIT)	4 d		1050	1056 1104					1120	1126	1134		1150	1156	1204			
Arlesey (ARL)	d		1056						1126				1156					
Biggleswade (BIW)	d		1101						1131				1201					
Sandy (SDY)	d		1105						1135				1205					
St Neots (SNO)	d		1113						1143				1212					
Huntingdon (HUN)	d		1122						1152				1220					
Peterborough (PBO)	8 a	1136	1141			1150	1155	1203	1208				1233	1236				1250
Letchworth Garden City (LET)	d			1102a	1110					1131	1140				1202a	1210		
Baldock (BDK)	d				1113					1134	1143					1213		
Ashwell & Morden (AWM)	d				1118						1148					1218		
Royston (RYS)	d				1123					1143	1153					1223		
Meldreth (MEL)	d									1146								
Shepreth (STH)	d									1150								
Foxton (FXN)	d									1152								
Cambridge South (CMS)	d				1135	1139				1159	1205	1209				1235	1239	
Cambridge (CBG)	a				1139	1143				1205	1209	1213				1239	1243	
Cambridge (CBG)	d					1145						1217					1245	
Cambridge North (CMB)	d					1149						1221					1249	
Waterbeach (WBC)	d					1154						1226					1254	
Ely (ELY)	4 a					1203						1238					1303	
Ely (ELY)	4 d					1204											1304	
Littleport (LTP)	d					1211											1311	
Downham Market (DOW)	d					1220											1320	
Watlington (WTG)	d					1226											1326	
Kings Lynn (KLN)	a					1235											1335	





























































**NOTES** (see introductory pages for explanation of train operator codes and standard symbols)

- a Arrival time  
d Departure time  
e Arrives 4 minutes earlier

- B To Leeds  
C To Lincoln  
D To Edinburgh  
F To York  
H To Bradford Interchange  
J To Inverness

# London, Brighton, Horsham, Gatwick Airport and East Croydon to Stevenage, Peterborough, Cambridge, Ely and Kings Lynn

## Saturdays

Operator	GR B	TL	GN	TL	GN	GR C	TL	GN	TL	GN	GR D	GR B	TL	GN	TL	GN	GR F	TL
Days of operation/Notes 1st Class/Reservations/Bus/Ferry Catering facilities	   					   					   	   					   	
Brighton (BTN)	 d			1044					1114		 d	 d			1144			
Horsham (HRH)	 d	1025					1055						1125					1155
Gatwick Airport (GTW)	  d	1049		1116			1119		1146				1149		1216			1219
Redhill (RDH)	d	1059					1129						1159					1229
East Croydon (ECR)	 d	1115		1131			1145		1201				1215		1231			1245
London Bridge (LBG)	  d	1131		1146			1201		1216				1231		1246			1301
London Blackfriars (BFR)	  d	1137		1152			1207		1222				1237		1252			1307
City Thameslink (CTK)	 d	1139		1154			1209		1224				1239		1254			1309
Farringdon (ZFD)	  d	1141		1156			1211		1226				1241		1256			1311
St Pancras International (STP)	   d	1146		1201			1216		1231				1246		1301			1316
London Kings Cross (KGX)	  d	1210		1136		1224	1247		1206		1254	1303	1310		1236		1324	1347
Finsbury Park (FPK)	 a	1152	1141	1207			1222	1211	1237				1252	1241	1307			1322
Finsbury Park (FPK)	 d	1153	1142	1208			1223	1212	1238				1253	1242	1308			1323
Alexandra Palace (AAP)	d		1147				1217						1247					
Potters Bar (PBR)	d		1156				1226						1256					
Hatfield (HAT)	d		1202				1232						1302					
Welwyn Garden City (WGC)	 d		1210e				1240e						1310e					
Welwyn North (WLW)	d		1212				1242						1312					
Knebworth (KBW)	d		1216				1246						1316					
Stevenage (SVG)	 d	1215	1220	1229			1245	1250	1259				1315	1320	1329			1345
Hitchin (HIT)	 d	1220	1226	1234			1250	1256	1304				1320	1326	1334			1350
Arlesey (ARL)	d		1226				1256						1326					1356
Biggleswade (BIW)	d		1231				1301						1331					1401
Sandy (SDY)	d		1235				1305						1335					1405
St Neots (SNO)	d		1243				1313						1343					1412
Huntingdon (HUN)	d		1252				1322						1352					1420
Peterborough (PBO)	 a	1256	1308			1333	1341				1350	1356	1408				1433	1436
Letchworth Garden City (LET)	d			1231	1240				1302a	1310					1331	1340		
Baldock (BDK)	d			1234	1243					1313					1334	1343		
Ashwell & Morden (AWM)	d				1248					1318						1348		
Royston (RYS)	d			1243	1253					1323					1343	1353		
Meldreth (MEL)	d			1246											1346			
Shepreth (STH)	d			1250											1350			
Foxton (FXN)	d			1252											1352			
Cambridge South (CMS)	d			1259	1305	1309			1335	1339					1359	1405	1409	
Cambridge (CBG)	a			1305	1309	1313			1339	1343					1405	1409	1413	
Cambridge (CBG)	d					1317				1345							1417	
Cambridge North (CMB)	d					1321				1349							1421	
Waterbeach (WBC)	d					1326				1354							1426	
Ely (ELY)	 a					1337				1403							1438	
Ely (ELY)	 d									1404								
Littleport (LTP)	d									1411								
Downham Market (DOW)	d									1420								
Watlington (WTG)	d									1426								
Kings Lynn (KLN)	a									1435								

**NOTES** (see introductory pages for explanation of train operator codes and standard symbols)

- a Arrival time  
d Departure time  
e Arrives 4 minutes earlier

- B To Leeds  
C To Lincoln  
D To Edinburgh  
F To York

# London, Brighton, Horsham, Gatwick Airport and East Croydon to Stevenage, Peterborough, Cambridge, Ely and Kings Lynn

## Saturdays

Operator Days of operation/Notes 1st Class/Reservations/Bus/Ferry Catering facilities	GN 1	TL 1	GN 1	GR A 1 1R X	GR B 1 1R X	TL 1	GN 1	TL 1	GN 1	GR C 1 1R X	TL 1	GN 1	TL 1	GN 1	GR D 1 1R X	GR B 1 1R X	TL 1	GN 1
Brighton (BTN)	10 d		1214					1244						1314				
Horsham (HRH)	4 d					1225					1255						1325	
Gatwick Airport (GTW)	10 d		1246			1249		1316			1319		1346				1349	
Redhill (RDH)	d					1259					1329						1359	
East Croydon (ECR)	d		1301			1315		1331			1345		1401				1415	
London Bridge (LBG)	4 d		1316			1331		1346			1401		1416				1431	
London Blackfriars (BFR)	3 d		1322			1337		1352			1407		1422				1437	
City Thameslink (CTK)	3 d		1324			1339		1354			1409		1424				1439	
Farringdon (ZFD)	3 d		1326			1341		1356			1411		1426				1441	
St Pancras International (STP)	15 d		1331			1346		1401			1416		1431				1446	
London Kings Cross (KGX)	15 d	1306		1354	1403	1410	1336		1424	1447		1406		1454	1503	1510		1436
Finsbury Park (FPK)	a	1311	1337			1352	1341	1407			1422	1411	1437				1452	1441
Finsbury Park (FPK)	d	1312	1338			1353	1342	1408			1423	1412	1438				1453	1442
Alexandra Palace (AAP)	d	1317				1347					1417							1447
Potters Bar (PBR)	d	1326				1356					1426							1456
Hatfield (HAT)	d	1332				1402					1432							1502
Welwyn Garden City (WGC)	4 d	1340e				1410e					1440e							1510e
Welwyn North (WLW)	d	1342				1412					1442							1512
Knebworth (KBW)	d	1346				1416					1446							1516
Stevenage (SVG)	4 d	1350	1359			1415	1420	1429			1445	1450	1459				1515	1520
Hitchin (HIT)	4 d	1356	1404			1420	1426	1434			1450	1456	1504				1520	1526
Arlesey (ARL)	d					1426					1456							1526
Biggleswade (BIW)	d					1431					1501							1531
Sandy (SDY)	d					1435					1505							1535
St Neots (SNO)	d					1443					1513							1543
Huntingdon (HUN)	d					1452					1522							1552
Peterborough (PBO)	8 a			1450	1456	1508				1533	1541				1550	1556	1608	
Letchworth Garden City (LET)	d	1402a	1410				1431	1440				1502a	1510					1531
Baldock (BDK)	d		1413				1434	1443					1513					1534
Ashwell & Morden (AWM)	d		1418					1448					1518					
Royston (RYS)	d		1423				1443	1453					1523					1543
Meldreth (MEL)	d						1446											1546
Shepreth (STH)	d						1450											1550
Foxton (FXN)	d						1452											1552
Cambridge South (CMS)	d		1435	1439			1459	1505	1509				1535	1539				1559
Cambridge (CBG)	a		1439	1443			1505	1509	1513				1539	1543				1605
Cambridge (CBG)	d			1445					1517					1545				
Cambridge North (CMB)	d			1449					1521					1549				
Waterbeach (WBC)	d			1454					1526					1554				
Ely (ELY)	4 a			1503					1537					1603				
Ely (ELY)	4 d			1504										1604				
Littleport (LTP)	d			1511										1611				
Downham Market (DOW)	d			1520										1620				
Watlington (WTG)	d			1526										1626				
Kings Lynn (KLN)	a			1535										1635				

**NOTES** (see introductory pages for explanation of train operator codes and standard symbols)

- a Arrival time
- d Departure time
- e Arrives 4 minutes earlier

- A To Aberdeen
- B To Leeds
- C To Lincoln
- D To Edinburgh

# London, Brighton, Horsham, Gatwick Airport and East Croydon to Stevenage, Peterborough, Cambridge, Ely and Kings Lynn

## Saturdays

Operator Days of operation/Notes 1st Class/Reservations/Bus/Ferry Catering facilities	TL 1	GN 1	GR F 1R X	TL 1	GN 1	TL 1	GN 1	GR D 1R X	GR B 1R X	GR C 1R X	TL 1	GN 1	TL 1	GN 1	GR K 1R X	TL 1	GN 1	TL 1
Brighton (BTN) 10 d	1344					1414							1444					1514
Horsham (HRH) 4 d				1355							1425					1455		
Gatwick Airport (GTW) 10 d	1416			1419		1446					1449		1516			1519		1546
Redhill (RDH) d				1429							1459					1529		
East Croydon (ECR) 10 d	1431			1445		1501					1515		1531			1545		1601
London Bridge (LBG) 4 d	1446			1501		1516					1531		1546			1601		1616
London Blackfriars (BFR) 3 d	1452			1507		1522					1537		1552			1607		1622
City Thameslink (CTK) 3 d	1454			1509		1524					1539		1554			1609		1624
Farringdon (ZFD) 3 d	1456			1511		1526					1541		1556			1611		1626
St Pancras International (STP) 15 d	1501			1516		1531					1546		1601			1616		1631
London Kings Cross (KGX) 15 d		1524	1547		1506		1554	1600	1603	1613		1536		1618	1633		1606	
Finsbury Park (FPK) d	1507			1522	1511	1537					1552	1541	1607			1622	1611	1637
Finsbury Park (FPK) d	1508			1523	1512	1538					1553	1542	1608			1623	1612	1638
Alexandra Palace (AAP) d				1517								1547					1617	
Potters Bar (PBR) d				1526								1556					1626	
Hatfield (HAT) d				1532								1602					1632	
Welwyn Garden City (WGC) 4 d				1540e								1610e					1640e	
Welwyn North (WLW) d				1542								1612					1642	
Knebworth (KBW) d				1546								1616					1646	
Stevenage (SVG) 4 d	1529			1545	1550	1559					1615	1620	1629			1644	1650	1659
Hitchin (HIT) 4 d	1534			1550	1556	1604					1620	1626	1634			1650	1656	1704
Arlesey (ARL) d				1556							1626					1655		
Biggleswade (BIW) d				1601							1631					1701		
Sandy (SDY) d				1605							1635					1705		
St Neots (SNO) d				1612							1643					1712		
Huntingdon (HUN) d				1620							1652					1720		
Peterborough (PBO) 8 a			1633	1637				1647	1650	1659	1708				1720	1736		
Letchworth Garden City (LET) d	1540				1602a	1610						1631	1640	1647			1702a	1710
Baldock (BDK) d	1543					1613						1634	1643					1713
Ashwell & Morden (AWM) d	1548					1618							1648					1718
Royston (RYS) d	1553					1623						1643	1653	1657				1723
Meldreth (MEL) d												1646						
Shepreth (STH) d												1650						
Foxton (FXN) d												1652						
Cambridge South (CMS) d	1605	1609				1635	1639					1659	1705	1709				1735
Cambridge (CBG) a	1609	1613				1639	1643					1705	1709	1713				1739
Cambridge (CBG) d		1617					1645								1715			
Cambridge North (CMB) d		1621					1649								1719			
Waterbeach (WBC) d		1626					1654								1724			
Ely (ELY) 4 a		1638					1703								1733			
Ely (ELY) 4 d							1704								1734			
Littleport (LTP) d							1711								1741			
Downham Market (DOW) d							1720								1750			
Watlington (WTG) d							1726								1756			
Kings Lynn (KLN) a							1735								1805			

**NOTES** (see introductory pages for explanation of train operator codes and standard symbols)

- a Arrival time  
d Departure time  
e Arrives 4 minutes earlier

- B To Leeds  
C To Lincoln  
D To Edinburgh  
F To York  
K To Newcastle

# London, Brighton, Horsham, Gatwick Airport and East Croydon to Stevenage, Peterborough, Cambridge, Ely and Kings Lynn

## Saturdays

Operator Days of operation/Notes 1st Class/Reservations/Bus/Ferry Catering facilities	GN 1	GR D 1R X	GN 1	GR B 1R X	TL 1	GN 1	TL 1	GN 1	GR K 1R X	GR L 1R X	TL 1	GN 1	TL 1	GN 1	GR D 1R X	GN 1	GR M 1R X	TL 1
Brighton (BTN) 10 d							1544						1614					
Horsham (HRH) 4 d					1525						1555							1625
Gatwick Airport (GTW) 10 d					1549		1616				1619		1646					1649
Redhill (RDH) d					1559						1629							1659
East Croydon (ECR) d					1615		1631				1645		1701					1715
London Bridge (LBG) 4 d					1631		1646				1701		1716					1731
London Blackfriars (BFR) 3 d					1637		1652				1707		1722					1737
City Thameslink (CTK) 3 d					1639		1654				1709		1724					1739
Farringdon (ZFD) 3 d					1641		1656				1711		1726					1741
St Pancras International (STP) 15 d					1646		1701				1716		1731					1746
London Kings Cross (KGX) 15 d	1654	1703	1642	1708		1636		1724	1733	1747		1706		1754	1803	1742	1809	
Finsbury Park (FPK) d					1652	1641	1707				1722	1711	1737					1752
Finsbury Park (FPK) d					1653	1642	1708				1723	1712	1738					1753
Alexandra Palace (AAP) d						1647						1717						
Potters Bar (PBR) d						1656						1726						
Hatfield (HAT) d						1702						1732						
Welwyn Garden City (WGC) 4 d						1710e						1740e						
Welwyn North (WLW) d						1712						1742						
Knebworth (KBW) d						1716						1746						
Stevenage (SVG) 4 d			1705		1715	1720	1729				1745	1750	1759		1805		1815	
Hitchin (HIT) 4 d					1720	1726	1734				1750	1756	1804				1820	
Arlesey (ARL) d					1726						1756							1826
Biggleswade (BIW) d			1718		1731						1801				1818		1831	
Sandy (SDY) d					1735						1805						1835	
St Neots (SNO) d			1728		1743						1812				1828		1843	
Huntingdon (HUN) d			1736		1752						1820				1836		1852	
Peterborough (PBO) 8 a		1750	1753	1756	1808				1820	1833	1836				1850	1853	1856	1908
Letchworth Garden City (LET) d						1731	1740					1802a	1810					
Baldock (BDK) d						1734	1743						1813					
Ashwell & Morden (AWM) d							1748						1818					
Royston (RYS) d						1743	1753						1823					
Meldreth (MEL) d						1746												
Shepreth (STH) d						1750												
Foxton (FXN) d						1752												
Cambridge South (CMS) d	1739					1759	1805	1809					1835	1839				
Cambridge (CBG) a	1743					1805	1809	1813					1839	1843				
Cambridge (CBG) d	1749							1815							1849			
Cambridge North (CMB) d	1753							1819							1853			
Waterbeach (WBC) d	1758							1824							1858			
Ely (ELY) 4 a	1807							1833							1907			
Ely (ELY) 4 d	1808							1834							1908			
Littleport (LTP) d	1815							1841							1915			
Downham Market (DOW) d	1824							1852							1924			
Watlington (WTG) d	1830							1858							1930			
Kings Lynn (KLN) a	1839							1907							1939			

**NOTES** (see introductory pages for explanation of train operator codes and standard symbols)

- a Arrival time  
d Departure time  
e Arrives 4 minutes earlier

- B To Leeds  
D To Edinburgh  
K To Newcastle  
L To Hull  
M To Skipton

# London, Brighton, Horsham, Gatwick Airport and East Croydon to Stevenage, Peterborough, Cambridge, Ely and Kings Lynn

## Saturdays

Operator Days of operation/Notes 1st Class/Reservations/Bus/Ferry Catering facilities	GN 1	TL 1	GN 1	GR F 1R X	TL 1	GN 1	TL 1	GN 1	GR K 1R X	GN 1	GR B 1R X	TL 1	GN 1	TL 1	GN 1	GR C 1R X	TL 1	GN 1
Brighton (BTN)	10 d		1644				1714								1744			
Horsham (HRH)	4 d				1655							1725					1755	
Gatwick Airport (GTW)	10 d		1716		1719		1746					1749		1816			1819	
Redhill (RDH)	d				1729							1759					1829	
East Croydon (ECR)	d		1731		1745		1801					1815		1831			1845	
London Bridge (LBG)	4 d		1746		1801		1816					1831		1846			1901	
London Blackfriars (BFR)	3 d		1752		1807		1822					1837		1852			1907	
City Thameslink (CTK)	3 d		1754		1809		1824					1839		1854			1909	
Farringdon (ZFD)	3 d		1756		1811		1826					1841		1856			1911	
St Pancras International (STP)	15 d		1801		1816		1831					1846		1901			1916	
London Kings Cross (KGX)	15 d	1736		1824	1845		1806		1854	1900	1842	1908		1836		1918	1943	1906
Finsbury Park (FPK)	a	1741	1807		1822	1811	1837						1852	1841	1907		1922	1911
Finsbury Park (FPK)	d	1742	1808		1823	1812	1838						1853	1842	1908		1923	1912
Alexandra Palace (AAP)	d	1747			1817									1847				1917
Potters Bar (PBR)	d	1756			1826									1856				1926
Hatfield (HAT)	d	1802			1832									1902				1932
Welwyn Garden City (WGC)	4 d	1810e			1840e									1910e				1940e
Welwyn North (WLW)	d	1812			1842									1912				1942
Knebworth (KBW)	d	1816			1846									1916				1946
Stevenage (SVG)	4 d	1820	1829		1845	1850	1859			1905		1915	1920	1929			1945	1950
Hitchin (HIT)	4 d	1826	1834		1850	1856	1904					1920	1926	1934			1950	1956
Arlesey (ARL)	d				1856							1926						1956
Biggleswade (BIW)	d				1901					1918		1931						2001
Sandy (SDY)	d				1905							1935						2005
St Neots (SNO)	d				1912					1928		1943						2012
Huntingdon (HUN)	d				1920					1936		1950						2020
Peterborough (PBO)	8 a				1934	1936			1947	1953	1959	2006				2033	2036	
Letchworth Garden City (LET)	d	1831	1840			1902a	1910							1931	1940	1947		2002a
Baldock (BDK)	d	1834	1843				1913							1934	1943			
Ashwell & Morden (AWM)	d		1848				1918								1948			
Royston (RYS)	d	1843	1853				1923							1943	1953	1957		
Meldreth (MEL)	d	1846												1946				
Shepreth (STH)	d	1850												1950				
Foxton (FXN)	d	1852												1952				
Cambridge South (CMS)	d	1859	1905	1909			1935	1939						1959	2005	2009		
Cambridge (CBG)	a	1905	1909	1914			1939	1943						2005	2009	2013		
Cambridge (CBG)	d			1917				1949								2015		
Cambridge North (CMB)	d			1921				1953								2019		
Waterbeach (WBC)	d			1926				1958								2024		
Ely (ELY)	4 a			1935				2007								2033		
Ely (ELY)	4 d			1936				2008								2034		
Littleport (LTP)	d			1943				2015								2041		
Downham Market (DOW)	d			1952				2024								2052		
Watlington (WTG)	d			1958				2030								2058		
Kings Lynn (KLN)	a			2007				2039								2107		

**NOTES** (see introductory pages for explanation of train operator codes and standard symbols)

- a Arrival time  
d Departure time  
e Arrives 4 minutes earlier

- B To Leeds  
C To Lincoln  
F To York  
K To Newcastle



# London, Brighton, Horsham, Gatwick Airport and East Croydon to Stevenage, Peterborough, Cambridge, Ely and Kings Lynn

## Saturdays

Operator Days of operation/Notes 1st Class/Reservations/Bus/Ferry Catering facilities	TL 1	GN 1	GR K 1R X	GR B 1R X	TL 1	GN 1	TL 1	GN 1	TL 1	GN 1	TL 1	GR B 1R X	GN 1	GR K 1R X	GR B 1R X	TL 1	GN 1	GN 1
Brighton (BTN)	10 d	1814					1844					1914						
Horsham (HRH)	4 d				1825				1855							1925		
Gatwick Airport (GTW)	10 d	1846			1849		1916		1919		1946					1949		
Redhill (RDH)	d				1859				1929							1959		
East Croydon (ECR)	10 d	1901			1915		1931		1945		2001					2015		
London Bridge (LBG)	4 d	1916			1931		1946		2001		2016					2031		
London Blackfriars (BFR)	3 d	1922			1937		1952		2007		2022					2037		
City Thameslink (CTK)	3 d	1924			1939		1954		2009		2024					2039		
Farringdon (ZFD)	3 d	1926			1941		1956		2011		2026					2041		
St Pancras International (STP)	15 d	1931			1946		2001		2016		2031					2046		
London Kings Cross (KGX)	15 d		1948	2003	2009	1936		2018	2006		2040	2048	2103	2106		2036	2118	
Finsbury Park (FPK)	a	1937			1952	1941	2007		2022	2011	2037					2052	2041	
Finsbury Park (FPK)	d	1938			1953	1942	2008		2023	2012	2038					2053	2042	
Alexandra Palace (AAP)	d				1947				2017							2047		
Potters Bar (PBR)	d				1956				2026							2056		
Hatfield (HAT)	d				2002				2032							2102		
Welwyn Garden City (WGC)	4 d				2010e				2040e							2108		
Welwyn North (WLW)	d				2012				2042							2110		
Knebworth (KBW)	d				2016				2046							2114		
Stevenage (SVG)	4 d	1959			2015	2020	2029		2045	2050	2059	2101u				2115	2118	
Hitchin (HIT)	4 d	2004			2020	2026	2034		2050	2056	2104					2120	2124	
Arlesey (ARL)	d				2026				2056							2126		
Biggleswade (BIW)	d				2031				2101							2131		
Sandy (SDY)	d				2035				2105							2135		
St Neots (SNO)	d				2043				2113							2143		
Huntingdon (HUN)	d				2052				2120							2150		
Peterborough (PBO)	8 a			2050	2056	2108			2136			2130		2150	2153	2206		
Letchworth Garden City (LET)	d	2010	2017				2031	2040	2047		2102a	2110		2117			2129	2147
Baldock (BDK)	d	2013					2034	2043				2113					2132	
Ashwell & Morden (AWM)	d	2018						2048				2118					2137	
Royston (RYS)	d	2023	2027				2043	2053	2057			2123		2127			2143	2157
Meldreth (MEL)	d						2046										2146	
Shepreth (STH)	d						2050										2150	
Foxton (FXN)	d						2052										2152	
Cambridge South (CMS)	d	2035	2039				2059	2105	2109			2135		2139			2159	2209
Cambridge (CBG)	a	2039	2043				2105	2109	2113			2139		2143			2205	2213
Cambridge (CBG)	d		2045						2115					2145				2215
Cambridge North (CMB)	d		2049						2119					2149				2219
Waterbeach (WBC)	d		2054						2124					2154				2224
Ely (ELY)	4 a		2103						2135					2203				2235
Ely (ELY)	4 d		2106											2206				
Littleport (LTP)	d		2113											2213				
Downham Market (DOW)	d		2122											2222				
Watlington (WTG)	d		2128											2228				
Kings Lynn (KLN)	a		2137											2237				

**NOTES** (see introductory pages for explanation of train operator codes and standard symbols)

- a Arrival time
- d Departure time
- u Stops to pick up only
- e Arrives 4 minutes earlier

- B To Leeds
- K To Newcastle

# London, Brighton, Horsham, Gatwick Airport and East Croydon to Stevenage, Peterborough, Cambridge, Ely and Kings Lynn

## Saturdays

Operator Days of operation/Notes 1st Class/Reservations/Bus/Ferry Catering facilities	TL 1	GN 1	TL 1	GR B 1 1 1 X	GN 1	TL 1	GN 1	GN 1	TL 1	GN 1	TL 1	GN 1	TL 1	GN 1	TL 1	GN 1	GN 1	GN 1
Brighton (BTN)	10 d		2014								2114							
Horsham (HRH)	4 d	1955				2025			2055				2125		2155			
Gatwick Airport (GTW)	10 d	2019	2046			2049			2119		2146		2149		2219			
Redhill (RDH)	d	2029				2059			2129				2204		2234			
East Croydon (ECR)	10 d	2045	2101			2115			2145		2201		2215		2245			
London Bridge (LBG)	4 d	2101	2116			2131			2201		2216		2231		2301			
London Blackfriars (BFR)	3 d	2107	2122			2137			2207		2222		2237		2307			
City Thameslink (CTK)	3 d																	
Farringdon (ZFD)	3 d	2111	2126			2141			2211		2226		2241		2311			
St Pancras International (STP)	15 d	2116	2131			2146			2216		2231		2246		2316			
London Kings Cross (KGX)	15 d		2106	2140	2148	2136	2218		2206		2248		2236		2318	2306		
Finsbury Park (FPK)	a	2122	2111	2137		2152	2141		2222	2211	2237		2252	2241	2322	2311		
Finsbury Park (FPK)	d	2123	2112	2138		2153	2142		2223	2212	2238		2253	2242	2323	2312	2300	
Alexandra Palace (AAP)	d		2117			2147			2217				2247		2317	2308		
Potters Bar (PBR)	d		2126			2156			2226				2256		2326			
Hatfield (HAT)	d		2132			2202			2232				2302		2332			
Welwyn Garden City (WGC)	4 d		2140e			2208			2240e				2308		2338			
Welwyn North (WLW)	d		2142			2210			2242				2310		2340			
Knebworth (KBW)	d		2146			2214			2246				2314		2344			
Stevenage (SVG)	4 d	2145	2150	2159	2201u	2215	2218		2245	2250	2259		2315	2318	2345	2348	2352	
Hitchin (HIT)	4 d	2150	2156	2204		2220	2224		2250	2256	2304		2320	2324	2350	2354	2357	
Arlesey (ARL)	d	2156				2226			2256				2326		2356			
Biggleswade (BIW)	d	2201				2231			2301				2331		0001			
Sandy (SDY)	d	2205				2235			2305				2335		0005			
St Neots (SNO)	d	2213				2243			2312				2342		0012			
Huntingdon (HUN)	d	2220				2250			2320				2350		0020			
Peterborough (PBO)	8 a	2236		2230		2306			2338				0008		0038			
Letchworth Garden City (LET)	d		2202a	2210		2217		2229	2247		2302a	2310	2317		2329		2345	2359 0003a
Baldock (BDK)	d			2213				2232				2313			2332		2348	0002
Ashwell & Morden (AWM)	d			2218				2237				2318			2337		2353	0007
Royston (RYS)	d			2223		2227		2243	2257			2323	2327		2343		2359	0013
Meldreth (MEL)	d							2246							2346			0016
Shepreth (STH)	d							2250							2350			0020
Foxton (FXN)	d							2252							2352			0022
Cambridge South (CMS)	d			2235		2239		2259	2309			2335	2339		2359		0011	0029
Cambridge (CBG)	a			2239		2243		2305	2313			2339	2343		0005		0015	0035
Cambridge (CBG)	d					2245			2315				2345				0018	
Cambridge North (CMB)	d					2249			2319				2349				0022	
Waterbeach (WBC)	d					2254			2324				2354				0027	
Ely (ELY)	4 a					2303			2335				0003				0036	
Ely (ELY)	4 d					2306							0004				0037	
Littleport (LTP)	d					2313							0011				0044	
Downham Market (DOW)	d					2322							0020				0053	
Watlington (WTG)	d					2328							0026				0059	
Kings Lynn (KLN)	a					2337							0035				0108	

**NOTES** (see introductory pages for explanation of train operator codes and standard symbols)

- a Arrival time
- d Departure time
- u Stops to pick up only
- e Arrives 4 minutes earlier

- B To Leeds
- N Via Hertford North. From Moorgate

# London, Brighton, Horsham, Gatwick Airport and East Croydon to Stevenage, Peterborough, Cambridge, Ely and Kings Lynn

## Saturdays

Operator Days of operation/Notes	TL	TL	GN SUM	GN SUM	GN SUM N	TL SUM	GN SUM	GN SUM N	TL P	TL Q	TL SUM R	TL SUM R	TL SUM R	GN SUM
1st Class/Reservations/Bus/Ferry	1	1	1	1	1	1	1	1	1	1	1	1	1	1
Brighton (BTN)	10 d	2214												
Horsham (HRH)	4 d	2225							2311	2311				
Gatwick Airport (GTW)	10 d	2246	2249						2335	2335				
Redhill (RDH)	d		2304						2349	2349				
East Croydon (ECR)	d	2301	2315						0010	0010				
London Bridge (LBG)	4 d	2316	2331											
London Blackfriars (BFR)	3 d	2322	2337						0037	0037				
City Thameslink (CTK)	3 d													
Farringdon (ZFD)	3 d	2326	2341						0041	0041				
St Pancras International (STP)	15 d	2331	2346						0046	0046				
London Kings Cross (KGX)	15 d			0001	0007		0020	0031						0107
Finsbury Park (FPK)	a	2337	2352	0006	0012		0025	0036	0052	0052				0112
Finsbury Park (FPK)	d	2338	2353	0008	0013	0001	0026	0038	0053	0053				0113
Alexandra Palace (AAP)	d			0017	0009			0038						0117
Potters Bar (PBR)	d			0026										0126
Hatfield (HAT)	d			0032										0132
Welwyn Garden City (WGC)	4 d			0038										0138c
Welwyn North (WLW)	d			0040										0140
Knebworth (KBW)	d			0044										0144
Stevenage (SVG)	4 d	2359	0015	0029	0048	0054	0058	0102	0122	0126	0126			0149
Hitchin (HIT)	4 d	0004	0020	0034	0057	0103	0107	0111	0128	0135	0134a	0144		0158
Arlesey (ARL)	d		0026				0113			0141		0202		
Biggleswade (BIW)	d		0031				0118			0146		0222		
Sandy (SDY)	d		0035				0122			0150		0232		
St Neots (SNO)	d		0042				0129			0157		0252a	0257	
Huntingdon (HUN)	d		0050				0137			0205		0327a	0332	
Peterborough (PBO)	8 a		0108				0155			0223			0412	
Letchworth Garden City (LET)	d	0010		0040	0102a	0109a		0116s	0134a					0203a
Baldock (BDK)	d	0013		0043				0119s						
Ashwell & Morden (AWM)	d	0018		0048				0124s						
Royston (RYS)	d	0023		0053				0128s						
Meldreth (MEL)	d			0056				0132s						
Shepreth (STH)	d			0100				0136s						
Foxton (FXN)	d			0102				0138s						
Cambridge South (CMS)	d	0035		0110				0146s						
Cambridge (CBG)	a	0039		0114				0150						
Cambridge (CBG)	d													
Cambridge North (CMB)	d													
Waterbeach (WBC)	d													
Ely (ELY)	4 a													
Ely (ELY)	4 d													
Littleport (LTP)	d													
Downham Market (DOW)	d													
Watlington (WTG)	d													
Kings Lynn (KLN)	a													

**NOTES** (see introductory pages for explanation of train operator codes and standard symbols)

- a Arrival time
- d Departure time
- s Stops to set down only
- c Arrives 3 minutes earlier
- N Via Hertford North. From Moorgate
- P Runs until 14 February and from 4 April
- Q Runs from 21 February to 28 March
- R Runs from 22 February to 29 March

**SUM** Sunday mornings

# London, Brighton, Horsham, Gatwick Airport and East Croydon to Stevenage, Peterborough, Cambridge, Ely and Kings Lynn

## Sundays

Operator Days of operation/Notes 1st Class/Reservations/Bus/Ferry Catering facilities	GN 1	GN 1	GN 1	TL 1	GN 1	TL 1	GN 1	GN 1	GR A 1 R X	TL 1	GN 1	GN 1	TL 1	GR B 1 R X	GR C 1 R X	GR D 1 R X	TL 1	GN 1
Brighton (BTN)	10 d																	
Horsham (HRH)	4 d																	
Gatwick Airport (GTW)	10 d												0853					
Redhill (RDH)	d																	
East Croydon (ECR)	d												0908					
London Bridge (LBG)	4 d												0924					
London Blackfriars (BFR)	3 d												0931					
City Thameslink (CTK)	3 d																	
Farringdon (ZFD)	3 d												0935					
St Pancras International (STP)	15 d												0940					
London Kings Cross (KGX)	15 d	0620		0706	0730	0812	0812	0806	0841	0903	0912	0924	0906		0943	1003	1010	1013 1024
Finsbury Park (FPK)	a	0625		0711	0735		0817	0811	0846		0917		0911	0946				1018
Finsbury Park (FPK)	d	0626		0712	0736		0818	0812	0848		0918		0912	0948				1019
Alexandra Palace (AAP)	d	0631		0717				0817					0917					
Potters Bar (PBR)	d	0639		0726				0826					0926					
Hatfield (HAT)	d	0645		0732				0832					0932					
Welwyn Garden City (WGC)	4 d	0650		0740				0840c					0940c					
Welwyn North (WLW)	d	0652		0742				0842					0942					
Knebworth (KBW)	d	0656		0746				0846					0946					
Stevenage (SVG)	4 d	0701		0750	0802	0834	0839	0850	0910		0939		0950	1010				1039
Hitchin (HIT)	4 d	0710		0756	0806	0840	0844	0856	0916		0944		0956	1016				1044
Arlesey (ARL)	d				0812		0850				0950							1050
Biggleswade (BIW)	d				0817		0855				0955							1055
Sandy (SDY)	d				0821		0859				0959							1059
St Neots (SNO)	d				0828		0906				1006							1106
Huntingdon (HUN)	d				0836		0914				1014							1114
Peterborough (PBO)	8 a				0851		0930			0949	1030				1033	1049	1056	1130
Letchworth Garden City (LET)	d	0715		0801		0845		0901	0921				1001	1021				
Baldock (BDK)	d	0718		0804		0848		0904	0924				1004	1024				
Ashwell & Morden (AWM)	d	0723		0809		0853		0909	0929				1009	1029				
Royston (RYS)	d	0728		0814		0858		0914	0934				1014	1034				
Meldreth (MEL)	d	0731		0818				0918					1018					
Shepreth (STH)	d	0735		0821				0921					1021					
Foxton (FXN)	d	0737		0824				0924					1024					
Cambridge South (CMS)	d	0744		0831		0910		0931	0946			1010	1031	1046				1110
Cambridge (CBG)	a	0750		0837		0915		0937	0950			1014	1037	1050				1114
Cambridge (CBG)	d		0819			0919						1019						1119
Cambridge North (CMB)	d		0823			0923						1023						1123
Waterbeach (WBC)	d		0828			0928						1028						1128
Ely (ELY)	4 a		0837			0937						1037						1137
Ely (ELY)	4 d		0838			0938						1038						1138
Littleport (LTP)	d		0845			0945						1045						1145
Downham Market (DOW)	d		0854			0954						1054						1154
Watlington (WTG)	d		0900			1000						1100						1200
Kings Lynn (KLN)	a		0909			1009						1109						1209

**NOTES** (see introductory pages for explanation of train operator codes and standard symbols)

- a Arrival time  
d Departure time  
c Arrives 4 minutes earlier

- A To Edinburgh  
B To York  
C To Aberdeen  
D To Leeds

# London, Brighton, Horsham, Gatwick Airport and East Croydon to Stevenage, Peterborough, Cambridge, Ely and Kings Lynn

## Sundays

Operator Days of operation/Notes 1st Class/Reservations/Bus/Ferry Catering facilities	GN 1	TL 1	GR E 1R X	GR A 1R X	GR D 1R X	TL 1	GN 1	GN 1	TL 1	GR B 1R X	GR F 1R X	GR D 1R X	TL 1	GN 1	GN 1	TL 1	GR E 1R X	GR A 1R X
Brighton (BTN)	10 d	0922							1022								1122	
Horsham (HRH)	4 d																	
Gatwick Airport (GTW)	10 d	0953							1053								1153	
Redhill (RDH)	d																	
East Croydon (ECR)	d	1008							1108								1208	
London Bridge (LBG)	4 d	1024							1124								1224	
London Blackfriars (BFR)	3 d	1031							1131								1231	
City Thameslink (CTK)	3 d																	
Farringdon (ZFD)	3 d	1035							1135								1235	
St Pancras International (STP)	15 d	1040							1140								1240	
London Kings Cross (KGX)	15 d	1006	1043	1103	1110	1112	1124	1106	1143	1203	1210	1212	1224	1206			1243	1303
Finsbury Park (FPK)	a	1011	1046			1117		1111	1146			1217		1211	1246			
Finsbury Park (FPK)	d	1012	1048			1118		1112	1148			1218		1212	1248			
Alexandra Palace (AAP)	d	1017						1117						1217				
Potters Bar (PBR)	d	1026						1126						1226				
Hatfield (HAT)	d	1032						1132						1232				
Welwyn Garden City (WGC)	4 d	1040c						1140c						1240c				
Welwyn North (WLW)	d	1042						1142						1242				
Knebworth (KBW)	d	1046						1146						1246				
Stevenage (SVG)	4 d	1050	1110			1139		1150	1210			1239		1250	1310			
Hitchin (HIT)	4 d	1056	1116			1144		1156	1216			1244		1256	1316			
Arlesey (ARL)	d					1150						1250						
Biggleswade (BIW)	d					1155						1255						
Sandy (SDY)	d					1159						1259						
St Neots (SNO)	d					1206						1306						
Huntingdon (HUN)	d					1214						1314						
Peterborough (PBO)	8 a		1133	1149	1155	1231				1233	1249	1256	1330				1333	1349
Letchworth Garden City (LET)	d	1101	1121					1201	1221					1301	1321			
Baldock (BDK)	d	1104	1124					1204	1224					1304	1324			
Ashwell & Morden (AWM)	d	1109	1129					1209	1229					1309	1329			
Royston (RYS)	d	1114	1134					1214	1234					1314	1334			
Meldreth (MEL)	d	1118						1218						1318				
Shepreth (STH)	d	1121						1221						1321				
Foxton (FXN)	d	1124						1224						1324				
Cambridge South (CMS)	d	1131	1146				1210	1231	1246					1310	1331	1346		
Cambridge (CBG)	a	1137	1150				1214	1237	1250					1314	1337	1350		
Cambridge (CBG)	d						1219							1319				
Cambridge North (CMB)	d						1223							1323				
Waterbeach (WBC)	d						1228							1328				
Ely (ELY)	4 a						1237							1337				
Ely (ELY)	4 d						1238							1338				
Littleport (LTP)	d						1245							1345				
Downham Market (DOW)	d						1254							1354				
Watlington (WTG)	d						1300							1400				
Kings Lynn (KLN)	a						1309							1409				

**NOTES** (see introductory pages for explanation of train operator codes and standard symbols)

- a Arrival time
- d Departure time
- c Arrives 4 minutes earlier

- A To Edinburgh
- B To York
- D To Leeds
- E To Lincoln
- F To Inverness

# London, Brighton, Horsham, Gatwick Airport and East Croydon to Stevenage, Peterborough, Cambridge, Ely and Kings Lynn

## Sundays

Operator Days of operation/Notes 1st Class/Reservations/Bus/Ferry Catering facilities	GR D 1R X	TL 1	GN 1	GN 1	TL 1	GR B 1R X	GR C 1R X	GR D 1R X	TL 1	GN 1	GN 1	TL 1	GR E 1R X	GR A 1R X	GR D 1R X	TL 1	GN 1	GN 1
Brighton (BTN)	10 d				1222								1322					
Horsham (HRH)	4 d																	
Gatwick Airport (GTW)	10 d				1253								1353					
Redhill (RDH)	d																	
East Croydon (ECR)	d				1308								1408					
London Bridge (LBG)	4 d				1324								1424					
London Blackfriars (BFR)	3 d				1331								1431					
City Thameslink (CTK)	3 d																	
Farringdon (ZFD)	3 d				1335								1435					
St Pancras International (STP)	15 d				1340								1440					
London Kings Cross (KGX)	15 d	1310	1312	1324	1306	1343	1403	1410	1412	1424	1406		1443	1503	1510	1512	1524	1506
Finsbury Park (FPK)	a		1317		1311	1346			1417		1411	1446				1517		1511
Finsbury Park (FPK)	d		1318		1312	1348			1418		1412	1448				1518		1512
Alexandra Palace (AAP)	d				1317						1417							1517
Potters Bar (PBR)	d				1326						1426							1526
Hatfield (HAT)	d				1332						1432							1532
Welwyn Garden City (WGC)	4 d				1340c						1440c							1540c
Welwyn North (WLW)	d				1342						1442							1542
Knebworth (KBW)	d				1346						1446							1546
Stevenage (SVG)	4 d		1339		1350	1410			1439		1450	1510				1539		1550
Hitchin (HIT)	4 d		1344		1356	1416			1444		1456	1516				1544		1556
Arlesey (ARL)	d		1350						1450								1550	
Biggleswade (BIW)	d		1355						1455								1555	
Sandy (SDY)	d		1359						1459								1559	
St Neots (SNO)	d		1406						1506								1606	
Huntingdon (HUN)	d		1414						1514								1614	
Peterborough (PBO)	8 a	1356	1431			1433	1449	1456	1530				1533	1549	1556	1630		
Letchworth Garden City (LET)	d				1401	1421					1501	1521						1601
Baldock (BDK)	d				1404	1424					1504	1524						1604
Ashwell & Morden (AWM)	d				1409	1429					1509	1529						1609
Royston (RYS)	d				1414	1434					1514	1534						1614
Meldreth (MEL)	d				1418						1518							1618
Shepreth (STH)	d				1421						1521							1621
Foxton (FXN)	d				1424						1524							1624
Cambridge South (CMS)	d			1410	1431	1446				1510	1531	1546					1610	1631
Cambridge (CBG)	a			1414	1437	1450				1514	1537	1550					1614	1637
Cambridge (CBG)	d			1419						1519								1619
Cambridge North (CMB)	d			1423						1523								1623
Waterbeach (WBC)	d			1428						1528								1628
Ely (ELY)	4 a			1437						1537								1637
Ely (ELY)	4 d			1438						1538								1638
Littleport (LTP)	d			1445						1545								1645
Downham Market (DOW)	d			1454						1554								1654
Watlington (WTG)	d			1500						1600								1700
Kings Lynn (KLN)	a			1509						1609								1709

**NOTES** (see introductory pages for explanation of train operator codes and standard symbols)

- a Arrival time
- d Departure time
- c Arrives 4 minutes earlier

- A To Edinburgh
- B To York
- C To Aberdeen
- D To Leeds
- E To Lincoln

# London, Brighton, Horsham, Gatwick Airport and East Croydon to Stevenage, Peterborough, Cambridge, Ely and Kings Lynn

## Sundays

Operator Days of operation/Notes 1st Class/Reservations/Bus/Ferry Catering facilities	TL 1	GR B 1R X	GR A 1R X	GR D 1R X	GR E 1R X	GN 1	GR G 1R X	TL 1	GN 1	TL 1	GR A 1R X	GR D 1R X	GN 1	GN 1	GN 1	GR G 1R X	TL 1	GN 1
Brighton (BTN) 10 d	1422									1522								
Horsham (HRH) 4 d																		
Gatwick Airport (GTW) 10 d	1453									1553								
Redhill (RDH) d																		
East Croydon (ECR) 1508										1608								
London Bridge (LBG) 4 d	1524									1624								
London Blackfriars (BFR) 3 d	1531									1631								
City Thameslink (CTK) 3 d																		
Farringdon (ZFD) 3 d	1535									1635								
St Pancras International (STP) 15 d	1540									1640								
London Kings Cross (KGX) 15 d		1550	1600	1603	1608	1624	1633	1612	1606		1703	1709	1654	1636	1724	1734	1712	1706
Finsbury Park (FPK) a	1546							1617	1611	1646				1641			1717	1711
Finsbury Park (FPK) d	1548							1618	1612	1648				1642			1718	1712
Alexandra Palace (AAP) d									1617					1647				1717
Potters Bar (PBR) d									1626					1656				1726
Hatfield (HAT) d									1632					1702				1732
Welwyn Garden City (WGC) 4 d									1640c					1710c				1740c
Welwyn North (WLW) d									1642					1712				1742
Knebworth (KBW) d									1646					1716				1746
Stevenage (SVG) 4 d	1610							1639	1650	1710			1717	1721			1739	1750
Hitchin (HIT) 4 d	1616							1644	1656	1716				1726			1744	1756
Arlesey (ARL) d								1650									1750	
Biggleswade (BIW) d								1655					1730				1755	
Sandy (SDY) d								1659									1759	
St Neots (SNO) d								1706					1740				1806	
Huntingdon (HUN) d								1714					1748				1814	
Peterborough (PBO) 8 a		1636	1646	1649	1654		1720	1730			1750	1755	1803			1820	1830	
Letchworth Garden City (LET) d	1621								1701	1721				1732a				1801
Baldock (BDK) d	1624								1704	1724								1804
Ashwell & Morden (AWM) d	1629								1709	1729								1809
Royston (RYS) d	1634								1714	1734								1814
Meldreth (MEL) d									1718									1818
Shepreth (STH) d									1721									1821
Foxton (FXN) d									1724									1824
Cambridge South (CMS) d	1646					1710			1731	1746					1810			1831
Cambridge (CBG) a	1650					1714			1737	1750					1814			1837
Cambridge (CBG) d						1719									1819			
Cambridge North (CMB) d						1723									1823			
Waterbeach (WBC) d						1728									1828			
Ely (ELY) 4 a						1737									1837			
Ely (ELY) 4 d						1738									1838			
Littleport (LTP) d						1745									1845			
Downham Market (DOW) d						1754									1854			
Watlington (WTG) d						1800									1900			
Kings Lynn (KLN) a						1809									1909			

**NOTES** (see introductory pages for explanation of train operator codes and standard symbols)

- a Arrival time  
d Departure time  
c Arrives 4 minutes earlier

- A To Edinburgh  
B To York  
D To Leeds  
E To Lincoln  
G To Newcastle



# London, Brighton, Horsham, Gatwick Airport and East Croydon to Stevenage, Peterborough, Cambridge, Ely and Kings Lynn

## Sundays

Operator Days of operation/Notes 1st Class/Reservations/Bus/Ferry Catering facilities	TL 1	GR H 1R X	GR A 1R X	GR J 1R X	GN 1	GN 1	GN 1	TL 1	GN 1	TL 1	GR B 1R X	GR A 1R X	GR D 1R X	GN 1	GN 1	GN 1	TL 1	GN 1
Brighton (BTN)	10 d	1622								1722								
Horsham (HRH)	4 d																	
Gatwick Airport (GTW)	10 d	1653								1753								
Redhill (RDH)	d																	
East Croydon (ECR)	d	1708								1808								
London Bridge (LBG)	4 d	1724								1824								
London Blackfriars (BFR)	3 d	1731								1831								
City Thameslink (CTK)	3 d																	
Farringdon (ZFD)	3 d	1735								1835								
St Pancras International (STP)	15 d	1740								1840								
London Kings Cross (KGX)	15 d		1743	1803	1810	1754	1736	1824	1812	1806	1843	1903	1910	1854	1836	1924	1912	1906
Finsbury Park (FPK)	d	1746					1741		1817	1811	1846				1841		1917	1911
Finsbury Park (FPK)	d	1748					1742		1818	1812	1848				1842		1918	1912
Alexandra Palace (AAP)	d						1747			1817					1847			1917
Potters Bar (PBR)	d						1756			1826					1856			1926
Hatfield (HAT)	d						1802			1832					1902			1932
Welwyn Garden City (WGC)	4 d						1810c			1840c					1910c			1940c
Welwyn North (WLW)	d						1812			1842					1912			1942
Knebworth (KBW)	d						1816			1846					1916			1946
Stevenage (SVG)	4 d	1810				1817	1821		1839	1850	1910			1917	1921		1939	1950
Hitchin (HIT)	4 d	1816					1826		1844	1856	1916				1926		1944	1956
Arlesey (ARL)	d								1850									1950
Biggleswade (BIW)	d				1830				1855					1930				1955
Sandy (SDY)	d								1859									1959
St Neots (SNO)	d				1840				1906					1940				2006
Huntingdon (HUN)	d				1848				1914					1948				2014
Peterborough (PBO)	8 a		1833	1850	1856	1903			1931		1934	1950	1955	2003			2030	
Letchworth Garden City (LET)	d	1821					1831			1901	1921				1932a			2001
Baldock (BDK)	d	1824					1834			1904	1924							2004
Ashwell & Morden (AWM)	d	1829					1839			1909	1929							2009
Royston (RYS)	d	1834					1844			1914	1934							2014
Meldreth (MEL)	d						1848			1918								2018
Shepreth (STH)	d						1851			1921								2021
Foxton (FXN)	d						1854			1924								2024
Cambridge South (CMS)	d	1846					1901	1910		1931	1946					2010		2031
Cambridge (CBG)	a	1850					1907	1914		1937	1950					2014		2037
Cambridge (CBG)	d							1919								2019		
Cambridge North (CMB)	d							1923								2023		
Waterbeach (WBC)	d							1928								2028		
Ely (ELY)	4 a							1937								2037		
Ely (ELY)	4 d							1938								2038		
Littleport (LTP)	d							1945								2045		
Downham Market (DOW)	d							1954								2054		
Watlington (WTG)	d							2000								2100		
Kings Lynn (KLN)	a							2009								2109		

**NOTES** (see introductory pages for explanation of train operator codes and standard symbols)

- a Arrival time  
d Departure time  
c Arrives 4 minutes earlier

- A To Edinburgh  
B To York  
D To Leeds  
H To Hull  
J To Skipton

# London, Brighton, Horsham, Gatwick Airport and East Croydon to Stevenage, Peterborough, Cambridge, Ely and Kings Lynn

## Sundays

Operator Days of operation/Notes 1st Class/Reservations/Bus/Ferry Catering facilities	TL 1	GR E 1R X	GR G 1R X	GR D 1R X	GN 1	TL 1	GN 1	GR D 1R X	TL 1	GR G 1R X	GR D 1R X	GN 1	TL 1	GN 1	GR D 1R X	TL 1	GR G 1R X	GN 1
Brighton (BTN)	10 d	1822							1922							2022		
Horsham (HRH)	4 d																	
Gatwick Airport (GTW)	10 d	1853							1953							2053		
Redhill (RDH)	d																	
East Croydon (ECR)	10 d	1908							2008							2108		
London Bridge (LBG)	4 d	1924							2024							2124		
London Blackfriars (BFR)	3 d	1931							2031							2131		
City Thameslink (CTK)	3 d																	
Farringdon (ZFD)	3 d	1935							2035							2135		
St Pancras International (STP)	15 d	1940							2040							2140		
London Kings Cross (KGX)	15 d		1943	2003	2009	2024	2012	2006	2036	2103	2108	2124	2112	2106	2136	2203	2224	
Finsbury Park (FPK)	a	1946					2017	2011		2046			2117	2111		2148		
Finsbury Park (FPK)	d	1948					2018	2012		2048			2118	2112		2149		
Alexandra Palace (AAP)	d						2017						2117					
Potters Bar (PBR)	d						2026						2126					
Hatfield (HAT)	d						2032						2132					
Welwyn Garden City (WGC)	4 d						2040c						2140c					
Welwyn North (WLW)	d						2042						2142					
Knebworth (KBW)	d						2046						2146					
Stevenage (SVG)	4 d	2010				2039	2050	2058u	2110				2139	2150	2158u	2210		
Hitchin (HIT)	4 d	2016				2044	2056		2116				2144	2156		2216		
Arlesey (ARL)	d					2050							2150					
Biggleswade (BIW)	d					2055							2155					
Sandy (SDY)	d					2059							2159					
St Neots (SNO)	d					2106							2206					
Huntingdon (HUN)	d					2114							2214					
Peterborough (PBO)	8 a		2033	2049	2055	2130		2127		2150	2154		2230		2227		2250	
Letchworth Garden City (LET)	d	2021					2101		2121					2201		2221		
Baldock (BDK)	d	2024					2104		2124					2204		2224		
Ashwell & Morden (AWM)	d	2029					2109		2129					2209		2229		
Royston (RYS)	d	2034					2114		2134					2214		2234		
Meldreth (MEL)	d						2118							2218				
Shepreth (STH)	d						2121							2221				
Foxton (FXN)	d						2124							2224				
Cambridge South (CMS)	d	2046			2110		2132		2146			2210		2231		2246		2310
Cambridge (CBG)	a	2050			2114		2137		2150			2214		2237		2250		2315
Cambridge (CBG)	d				2119							2219						2319
Cambridge North (CMB)	d				2123							2223						2323
Waterbeach (WBC)	d				2128							2228						2328
Ely (ELY)	4 a				2137							2237						2337
Ely (ELY)	4 d				2138							2238						2338
Littleport (LTP)	d				2145							2245						2345
Downham Market (DOW)	d				2154							2254						2354
Watlington (WTG)	d				2200							2300						0001
Kings Lynn (KLN)	a				2209							2309						0011

**NOTES** (see introductory pages for explanation of train operator codes and standard symbols)

- a Arrival time
- d Departure time
- u Stops to pick up only
- c Arrives 4 minutes earlier

- D To Leeds
- E To Lincoln
- G To Newcastle

# London, Brighton, Horsham, Gatwick Airport and East Croydon to Stevenage, Peterborough, Cambridge, Ely and Kings Lynn

## Sundays

Operator Days of operation/Notes 1st Class/Reservations/Bus/Ferry Catering facilities	TL 1	GN 1	GR D 1 R 1	TL 1	TL 1	GN 1	GN 1	GN MM 1	GN MM 1	GN MM K	TL MM 1	GN MM L	TL MM M
Brighton (BTN)	10 d			2122									
Horsham (HRH)	4 d												
Gatwick Airport (GTW)	10 d			2153									
Redhill (RDH)	d												
East Croydon (ECR)	d			2208									
London Bridge (LBG)	4 d			2224									
London Blackfriars (BFR)	3 d			2231									
City Thameslink (CTK)	3 d												
Farringdon (ZFD)	3 d			2235									
St Pancras International (STP)	15 d			2240									
London Kings Cross (KGX)	15 d	2212	2206	2235	2312	2324	2306	0006			0032	0106	0132
Finsbury Park (FPK)	a	2217	2211	2246	2317		2311	0011			0037	0111	0137
Finsbury Park (FPK)	d	2218	2212	2248	2318		2312	0012	0001		0038	0112	0138
Alexandra Palace (AAP)	d		2217				2317	0017	0009		0043	0117	0143
Potters Bar (PBR)	d		2226				2326	0026			0052		0158
Hatfield (HAT)	d		2232				2332	0032			0058		0203
Welwyn Garden City (WGC)	4 d		2240c				2340c	0038e			0102		0208
Welwyn North (WLW)	d		2242				2342	0040			0104s		0210s
Knebworth (KBW)	d		2246				2346	0044			0108s		0214s
Stevenage (SVG)	4 d	2239	2250	2257u	2310	2339	2350	0049	0054		0113	0152	0219
Hitchin (HIT)	4 d	2244	2256		2316	2344	2348	2356	0058		0103	0122	0158
Arlesey (ARL)	d	2250			2350						0128s		
Biggleswade (BIW)	d	2255			2355						0133s		0237s
Sandy (SDY)	d	2259			2359						0137s		
St Neots (SNO)	d	2306			0006						0144s		0246s
Huntingdon (HUN)	d	2314			0014						0151s		0253s
Peterborough (PBO)	8 a	2330		2325		0032					0210		0312
Letchworth Garden City (LET)	d		2301		2321		2354	0001	0103	0109a		0203s	
Baldock (BDK)	d		2304		2324		2357	0004	0106			0206s	
Ashwell & Morden (AWM)	d		2309		2329		0002	0009	0111			0211s	
Royston (RYS)	d		2314		2334		0007	0014	0116			0217a	
Meldreth (MEL)	d		2318					0017	0120				
Shepreth (STH)	d		2321					0021	0123				
Foxton (FXN)	d		2324					0023	0126				
Cambridge South (CMS)	d		2333		2347		0020	0031	0133				
Cambridge (CBG)	a		2337		2351		0025	0037	0139				
Cambridge (CBG)	d						0028						
Cambridge North (CMB)	d						0033						
Waterbeach (WBC)	d						0038						
Ely (ELY)	4 a						0047						
Ely (ELY)	4 d						0048						
Littleport (LTP)	d						0055						
Downham Market (DOW)	d						0104						
Watlington (WTG)	d						0110						
Kings Lynn (KLN)	a						0119						

**NOTES** (see introductory pages for explanation of train operator codes and standard symbols)

- a Arrival time
- d Departure time
- s Stops to set down only
- u Stops to pick up only
- c Arrives 4 minutes earlier
- e Arrives 3 minutes earlier
- D To Leeds
- K Via Hertford North. From Moorgate
- L Via Hertford North
- M Also calls at New Southgate 0146, Oakleigh Park 0149, New Barnet 0151 and Hadley Wood 0154
- MM Monday mornings

# Kings Lynn, Ely, Cambridge, Peterborough and Stevenage to London, East Croydon, Gatwick Airport, Horsham and Brighton

## Mondays to Fridays

Operator Days of operation/Notes 1st Class/Reservations/Bus/Ferry Catering facilities	TL 1	GN 1	TL 1	TL 1	GN 1	TL 1	TL 1	GN 1	GN 1	TL 1	GN 1	GN A 1	TL 1	GR 1	GN 1	GN 1	TL 1	GN 1
Kings Lynn (KLN)	d								0449							0517		
Watlington (WTG)	d								0456							0524		
Downham Market (DOW)	d								0503							0531		
Littleport (LTP)	d								0512							0540		
Ely (ELY)	4 a								0520							0548		
Ely (ELY)	4 d								0521							0549		
Waterbeach (WBC)	d								0530							0558		
Cambridge North (CMB)	d								0535							0603		
Cambridge (CBG)	a								0540							0608		
Cambridge (CBG)	d				0451			0521	0524	0542				0551		0555	0612	
Cambridge South (CMS)	d				0455			0525	0528	0546				0555		0559	0615	
Foxton (FXN)	d								0535							0606		
Shepreth (STH)	d								0537							0608		
Meldreth (MEL)	d								0541							0612		
Royston (RYS)	d				0507	0515		0537	0546	0558				0607		0617	0628	
Ashwell & Morden (AWM)	d				0512	0520		0542						0612		0621		
Baldock (BDK)	d				0517	0525		0547	0554					0617		0627		
Letchworth Garden City (LET)	d		0455		0520	0528		0550	0557	0608			0615	0620		0630	0638	
Peterborough (PBO)	8 d	0323		0419			0453				0523	0543		0610			0553	0605
Huntingdon (HUN)	d	0338		0434			0508				0538	0557				0608	0619	
St Neots (SNO)	d	0345		0442			0516				0546	0605				0616	0627	
Sandy (SDY)	d	0353		0449			0523				0553					0623		
Biggleswade (BIW)	d	0357		0454			0528				0558	0614				0628	0638	
Arlesey (ARL)	d	0402		0459			0533				0603					0633		
Hitchin (HIT)	4 d	0411	0459	0507	0525	0533	0541c	0555	0603		0609		0620	0625		0635		0639
Stevenage (SVG)	4 d	0417	0505	0513	0531	0539	0547	0601	0608		0615		0626	0631			0645	0652
Knebworth (KBW)	d		0508				0542				0612		0629				0649	
Welwyn North (WLW)	d		0512				0546				0615		0633			0644		
Welwyn Garden City (WGC)	4 d		0517	0522			0552				0620		0638					
Hatfield (HAT)	d		0520				0556				0624		0641					
Potters Bar (PBR)	d		0526				0602				0632c		0647					
Alexandra Palace (AAP)	d		0535				0611				0641		0658					
Finsbury Park (FPK)	⊖ a	0444	0539	0536	0550	0615	0606	0621	0645		0636		0702	0651			0706	
Finsbury Park (FPK)	⊖ d	0445	0540	0537	0552	0616	0607	0622	0646		0637		0703	0652			0707	
London Kings Cross (KGX)	⊖ 15 a	0451	0546			0622			0652	0637			0644	0710		0700	0703	0707
St Pancras International (STP)	⊕ 15 a			0544	0559		0614	0629			0644			0659				0714
Farringdon (ZFD)	⊖ 3 a			0549	0604		0619	0634			0649			0704				0719
City Thameslink (CTK)	3 a			0551	0606		0621	0636			0651			0706				0721
London Blackfriars (BFR)	⊖ 3 a			0553	0608		0623	0638			0653			0708				0723
London Bridge (LBG)	⊖ 4 a			0559	0614		0629	0644			0659			0714				0729
East Croydon (ECR)	⊖ a			0616	0629		0646	0658			0716			0728				0746
Redhill (RDH)	a			0636			0706				0736							0806
Gatwick Airport (GTW)	↔ 10 a			0649	0644		0719	0714			0749			0744				0816
Horsham (HRH)	4 a			0712			0744				0814							0842
Brighton (BTN)	10 a				0718			0748						0818				

**NOTES** (see introductory pages for explanation of train operator codes and standard symbols)

- a Arrival time
- d Departure time
- c Arrives 3 minutes earlier
- A Also calls at New Barnet 0652

# Kings Lynn, Ely, Cambridge, Peterborough and Stevenage to London, East Croydon, Gatwick Airport, Horsham and Brighton

## Mondays to Fridays

Operator Days of operation/Notes 1st Class/Reservations/Bus/Ferry Catering facilities	GN B 1	TL 1	GN 1	GN 1	TL 1	GR 1 1R X	GN 1	GN C 1	GR 1 1R X	TL 1	GR 1 1R X	GN 1	GN 1	TL 1	GN 1	GN D 1	TL 1	GR 1 1R X
Kings Lynn (KLN)	d			0545									0615					
Watlington (WTG)	d			0552									0622					
Downham Market (DOW)	d			0559									0629					
Littleport (LTP)	d			0608									0638					
Ely (ELY)	4 a			0616									0646					
Ely (ELY)	4 d			0617									0647					
Waterbeach (WBC)	d			0626									0656					
Cambridge North (CMB)	d			0631									0701					
Cambridge (CBG)	a			0636									0706					
Cambridge (CBG)	d		0621	0625	0642					0651		0655	0712				0721	
Cambridge South (CMS)	d		0625	0629	0645					0655			0715				0725	
Foxton (FXN)	d			0636									0706					
Shepreth (STH)	d			0638									0708					
Meldreth (MEL)	d			0642									0712					
Royston (RYS)	d		0637	0647	0658			0703		0707			0717	0728			0737	
Ashwell & Morden (AWM)	d		0642	0651						0712			0721				0742	
Baldock (BDK)	d		0647	0657				0711		0717			0727				0747	
Letchworth Garden City (LET)	d	0645	0650	0700	0708			0715		0720			0730	0738		0745	0750	
Peterborough (PBO)	8 d				0623	0643	0637		0700		0712			0653	0705			0734
Huntingdon (HUN)	d				0638		0652							0708	0719			
St Neots (SNO)	d				0646		0700							0716	0727			
Sandy (SDY)	d				0653									0723				
Biggleswade (BIW)	d				0658		0710							0728	0738			
Arlesey (ARL)	d				0703									0733				
Hitchin (HIT)	4 d	0650	0655	0705		0709		0720		0725		0735		0739		0750	0755	
Stevenage (SVG)	4 d	0656	0701			0715		0721		0726		0731		0745	0752	0756	0801	0801s
Knebworth (KBW)	d	0659				0719				0729				0749		0759		
Welwyn North (WLW)	d	0703		0714						0733			0744			0803		
Welwyn Garden City (WGC)	4 d	0708								0738						0808		
Hatfield (HAT)	d	0711								0741						0811		
Potters Bar (PBR)	d	0717								0747						0817		
Alexandra Palace (AAP)	d	0728								0758						0828		
Finsbury Park (FPK)	a	0732	0721		0736			0802		0751				0806		0832	0821	
Finsbury Park (FPK)	a	0733	0722		0737			0803		0752				0807		0833	0822	
London Kings Cross (KGX)	15 a	0740		0734	0737		0733	0745	0810	0752		0801	0803	0807		0817	0840	0830
St Pancras International (STP)	15 a		0729			0744					0759			0814			0829	
Farringdon (ZFD)	3 a		0734			0749					0804			0819			0834	
City Thameslink (CTK)	3 a		0736			0751					0806			0821			0836	
London Blackfriars (BFR)	3 a		0738			0753					0808			0823			0838	
London Bridge (LBG)	4 a		0744			0759					0814			0829			0844	
East Croydon (ECR)	a		0759			0816					0829			0846			0859	
Redhill (RDH)	a					0838								0905				
Gatwick Airport (GTW)	10 a		0814			0847					0844			0917			0914	
Horsham (HRH)	4 a					0913								0940				
Brighton (BTN)	10 a		0848								0918						0948	

**NOTES** (see introductory pages for explanation of train operator codes and standard symbols)

- a Arrival time
- d Departure time
- s Stops to set down only

- B Also calls at New Barnet 0722
- C Also calls at New Barnet 0752
- D Also calls at New Barnet 0822

# Kings Lynn, Ely, Cambridge, Peterborough and Stevenage to London, East Croydon, Gatwick Airport, Horsham and Brighton

## Mondays to Fridays

Operator Days of operation/Notes 1st Class/Reservations/Bus/Ferry Catering facilities	GN 1	GN 1	TL 1	GN 1	GN E 1	TL 1	GN 1	GN 1	TL 1	GR 1 1R X	GN F 1	GR 1 1R X	TL 1	GN 1	GN 1	TL 1	GR 1 1R X	TL 1
Kings Lynn (KLN)	d		0645						0715							0745		
Watlington (WTG)	d		0652						0722							0752		
Downham Market (DOW)	d		0659						0729							0759		
Littleport (LTP)	d		0708						0738							0808		
Ely (ELY)	4 a		0716						0746							0816		
Ely (ELY)	4 d		0717						0747							0817		
Waterbeach (WBC)	d		0726						0756							0826		
Cambridge North (CMB)	d		0731						0801							0831		
Cambridge (CBG)	a		0736						0806							0836		
Cambridge (CBG)	d	0725	0742				0751	0755	0812				0821	0825	0842			0851
Cambridge South (CMS)	d	0729	0745				0755	0759	0816				0825	0829	0845			0855
Foxton (FXN)	d	0736						0806								0836		
Shepreth (STH)	d	0738						0808								0838		
Meldreth (MEL)	d	0742						0812								0842		
Royston (RYS)	d	0747	0758				0807	0817	0828				0837	0847	0858			0907
Ashwell & Morden (AWM)	d	0751					0812	0821					0842	0851				0912
Baldock (BDK)	d	0757					0817	0827					0847	0857				0917
Letchworth Garden City (LET)	d	0800	0808			0815	0820	0830	0838			0845	0850	0900	0908			0920
Peterborough (PBO)	8 d		0723	0737						0753	0814		0828				0823	0850
Huntingdon (HUN)	d		0738	0752						0808							0838	
St Neots (SNO)	d		0746	0800						0816							0846	
Sandy (SDY)	d		0753							0823							0853	
Biggleswade (BIW)	d		0758	0809						0828							0858	
Arlesey (ARL)	d		0803							0833							0903	
Hitchin (HIT)	4 d	0805		0809	0820	0825	0835		0839			0850		0855	0905		0909	0925
Stevenage (SVG)	4 d			0815	0820	0826	0831		0845			0856		0901			0915	0930
Knebworth (KBW)	d			0819		0829			0849			0859					0919	
Welwyn North (WLW)	d	0814				0833		0844				0903			0914			
Welwyn Garden City (WGC)	4 d					0838						0908						
Hatfield (HAT)	d					0841						0911						
Potters Bar (PBR)	d					0847						0917						
Alexandra Palace (AAP)	d					0858						0928						
Finsbury Park (FPK)	a		0836			0902	0851		0906			0932		0921			0936	0950
Finsbury Park (FPK)	d		0837			0903	0852		0907			0933		0922			0937	0952
London Kings Cross (KGX)	15 a	0835	0839		0844	0910		0903	0909		0917	0940	0919		0933	0937		0947
St Pancras International (STP)	15 a			0844			0859			0914				0929			0944	0959
Farringdon (ZFD)	3 a			0849			0904			0919				0934			0949	1004
City Thameslink (CTK)	3 a			0851			0906			0921				0936			0951	1006
London Blackfriars (BFR)	3 a			0853			0908			0923				0938			0953	1008
London Bridge (LBG)	4 a			0859			0914			0929				0944			0959	1014
East Croydon (ECR)	a			0915			0928			0946				0958			1015	1028
Redhill (RDH)	a			0935						1007							1035	
Gatwick Airport (GTW)	10 a			0946			0944			1016				1014			1046	1044
Horsham (HRH)	4 a			1010						1040							1110	
Brighton (BTN)	10 a						1018							1048				1118

**NOTES** (see introductory pages for explanation of train operator codes and standard symbols)

- a Arrival time  
d Departure time  
s Stops to set down only

- E Also calls at New Barnet 0852  
F Also calls at New Barnet 0922

# Kings Lynn, Ely, Cambridge, Peterborough and Stevenage to London, East Croydon, Gatwick Airport, Horsham and Brighton

## Mondays to Fridays

Operator 1st Class/Reservations/Bus/Ferry Catering facilities	GR 1R X	GR 1R X	GN 1	TL 1	GN 1	TL 1	GN 1	GN 1	TL 1	GR 1R X	TL 1	GR 1R X	GN 1	GR 1R X	GN 1	TL 1	GR 1R X	TL 1
Kings Lynn (KLN)	d				0815				0845									
Watlington (WTG)	d				0822				0852									
Downham Market (DOW)	d				0829				0859									
Littleport (LTP)	d				0838				0908									
Ely (ELY)	4 a				0846				0916									
Ely (ELY)	4 d				0847				0917									
Waterbeach (WBC)	d				0856				0926						0946			
Cambridge North (CMB)	d				0901				0931						0956			
Cambridge (CBG)	a				0906				0936						1001			
Cambridge (CBG)	d			0854		0912	0921	0924	0942			0951		0956		1010		1021
Cambridge South (CMS)	d			0858		0916	0925	0928	0946			0955		1000		1014		1025
Foxton (FXN)	d			0905					0935					1007				
Shepreth (STH)	d			0907					0937					1010				
Meldreth (MEL)	d			0911					0941					1013				
Royston (RYS)	d			0916		0928	0937	0946				1007		1018				1037
Ashwell & Morden (AWM)	d						0942					1012						1042
Baldock (BDK)	d			0924			0947	0954				1017						1047
Letchworth Garden City (LET)	d			0927		0938	0950	0957				1020		1028				1050
Peterborough (PBO)	8 d	0859	0908		0853					0923	0947		1005		1010		0954	1018
Huntingdon (HUN)	d				0908					0940c							1010	
St Neots (SNO)	d				0916					0948							1018	
Sandy (SDY)	d				0923					0955							1025	
Biggleswade (BIW)	d				0928					1000							1030	
Arlesey (ARL)	d				0933					1005							1035	
Hitchin (HIT)	4 d			0933	0939		0955	1003		1011		1025		1033			1041	1055
Stevenage (SVG)	4 d			0939	0945		1001	1009		1017		1031		1039			1047	1101
Knebworth (KBW)	d			0942	0949			1012						1042				
Welwyn North (WLW)	d			0946				1016						1046				
Welwyn Garden City (WGC)	4 d			0952				1022						1052				
Hatfield (HAT)	d			0956				1026						1056				
Potters Bar (PBR)	d			1002				1032						1102				
Alexandra Palace (AAP)	d			1011				1041						1111				
Finsbury Park (FPK)	a			1015	1006		1021	1045		1036		1051		1115			1106	1121
Finsbury Park (FPK)	d			1016	1007		1022	1046		1037		1052		1116			1107	1122
London Kings Cross (KGX)	15 a	0952	0959	1022		1007		1052	1032	1039		1053	1122	1102	1102		1116	
St Pancras International (STP)	15 a				1014		1029			1044		1059					1114	1129
Farringdon (ZFD)	3 a				1019		1034			1049		1104					1119	1134
City Thameslink (CTK)	3 a				1021		1036			1051		1106					1121	1136
London Blackfriars (BFR)	3 a				1023		1038			1053		1108					1123	1138
London Bridge (LBG)	4 a				1029		1044			1059		1114					1129	1144
East Croydon (ECR)	a				1045		1058			1115		1128					1145	1158
Redhill (RDH)	a				1105					1135							1205	
Gatwick Airport (GTW)	10 a				1116		1114			1146		1144					1216	1214
Horsham (HRH)	4 a				1140					1212							1240	
Brighton (BTN)	10 a						1148					1218						1248

**NOTES** (see introductory pages for explanation of train operator codes and standard symbols)

- a Arrival time
- d Departure time
- c Arrives 3 minutes earlier



# Kings Lynn, Ely, Cambridge, Peterborough and Stevenage to London, East Croydon, Gatwick Airport, Horsham and Brighton

## Mondays to Fridays

Operator 1st Class/Reservations/Bus/Ferry Catering facilities	GN Ⓜ	GN Ⓜ	TL Ⓜ	TL Ⓜ	GR Ⓜ Ⓜ	GR Ⓜ Ⓜ	GN Ⓜ	GN Ⓜ	TL Ⓜ	TL Ⓜ	GN Ⓜ	GN Ⓜ	TL Ⓜ	GR Ⓜ Ⓜ	TL Ⓜ	GR Ⓜ Ⓜ	GR Ⓜ Ⓜ	GN Ⓜ	
Kings Lynn (KLN)	d		0945									1045							
Watlington (WTG)	d		0952									1052							
Downham Market (DOW)	d		0959									1059							
Littleport (LTP)	d		1008									1108							
Ely (ELY)	4 a		1016									1116							
Ely (ELY)	4 d		1017				1051					1117						1151	
Waterbeach (WBC)	d		1026				1101					1126						1201	
Cambridge North (CMB)	d		1031				1106					1131						1206	
Cambridge (CBG)	a		1036				1111					1136						1211	
Cambridge (CBG)	d	1024	1042		1051		1112			1121	1124	1142			1151			1212	
Cambridge South (CMS)	d	1028	1046		1055		1116			1125	1128	1146			1155			1216	
Foxton (FXN)	d	1035										1135							
Shepreth (STH)	d	1037										1137							
Meldreth (MEL)	d	1041										1141							
Royston (RYS)	d	1046			1107					1137	1146				1207				
Ashwell & Morden (AWM)	d				1112					1142					1212				
Baldock (BDK)	d	1054			1117					1147	1154				1217				
Letchworth Garden City (LET)	d	1057			1120			1125		1150	1157				1220				
Peterborough (PBO)	8 d			1023		1104	1110			1054				1123	1147		1210	1217	
Huntingdon (HUN)	d			1040c						1110				1140c					
St Neots (SNO)	d			1048						1118				1148					
Sandy (SDY)	d			1055						1125				1155					
Biggleswade (BIW)	d			1100						1130				1200					
Arlesey (ARL)	d			1105						1135				1205					
Hitchin (HIT)	4 d	1103		1111	1125				1130	1141	1155	1203		1211		1225			
Stevenage (SVG)	4 d	1109		1119c	1131				1136	1147	1201	1209		1217		1231			
Knebworth (KBW)	d	1112							1142			1212							
Welwyn North (WLW)	d	1116							1146			1216							
Welwyn Garden City (WGC)	4 d	1122							1152			1222							
Hatfield (HAT)	d	1126							1156			1226							
Potters Bar (PBR)	d	1132							1202			1232							
Alexandra Palace (AAP)	d	1141							1211			1241							
Finsbury Park (FPK)	⊕ a	1145		1138	1151				1215	1206	1221	1245		1236		1251			
Finsbury Park (FPK)	⊕ d	1146		1139	1152				1216	1207	1222	1246		1237		1252			
London Kings Cross (KGX)	⊕ 15 a	1152	1132			1153	1201	1202	1222			1252	1232		1241		1302	1316	1302
St Pancras International (STP)	⊕ 15 a			1146	1159					1214	1229			1244		1259			
Farringdon (ZFD)	⊕ 3 a			1151	1204					1219	1234			1249		1304			
City Thameslink (CTK)	3 a			1153	1206					1221	1236			1251		1306			
London Blackfriars (BFR)	⊕ 3 a			1155	1208					1223	1238			1253		1308			
London Bridge (LBG)	⊕ 4 a			1201	1214					1229	1244			1259		1314			
East Croydon (ECR)	Ⓜ a			1216	1228					1245	1258			1315		1328			
Redhill (RDH)	a			1235						1305				1335					
Gatwick Airport (GTW)	↔ 10 a			1246	1244					1316	1314			1346		1344			
Horsham (HRH)	4 a			1310						1340				1410					
Brighton (BTN)	10 a				1318						1348					1418			

**NOTES** (see introductory pages for explanation of train operator codes and standard symbols)

- a Arrival time
- d Departure time
- c Arrives 3 minutes earlier

# Kings Lynn, Ely, Cambridge, Peterborough and Stevenage to London, East Croydon, Gatwick Airport, Horsham and Brighton

## Mondays to Fridays

Operator 1st Class/Reservations/Bus/Ferry Catering facilities	GN □	TL □	GR □ □	TL □	GN □	GN □	TL □	TL □	GR □ □	GR □ □	GN □	GN □	TL □	GC □ □	TL □	GN □	GN □	TL □
Kings Lynn (KLN)	d					1145											1245	
Watlington (WTG)	d					1152											1252	
Downham Market (DOW)	d					1159											1259	
Littleport (LTP)	d					1208											1308	
Ely (ELY)	4 a					1216											1316	
Ely (ELY)	4 d					1217					1251						1317	
Waterbeach (WBC)	d					1226					1301						1326	
Cambridge North (CMB)	d					1231					1306						1331	
Cambridge (CBG)	a					1236					1311						1336	
Cambridge (CBG)	d			1221	1224	1242		1251			1312				1321	1324	1342	
Cambridge South (CMS)	d			1225	1228	1246		1255			1316				1325	1328	1346	
Foxton (FXN)	d					1235											1335	
Shepreth (STH)	d					1238											1337	
Meldreth (MEL)	d					1241											1341	
Royston (RYS)	d			1238	1246			1307							1337	1346		
Ashwell & Morden (AWM)	d			1242				1312							1342			
Baldock (BDK)	d			1247	1254			1317							1347	1354		
Letchworth Garden City (LET)	d	1227		1251	1258			1320				1327			1350	1357		
Peterborough (PBO)	8 d		1154	1205			1223		1305	1310			1253	1319				1323
Huntingdon (HUN)	d		1210				1240c						1310c					1340
St Neots (SNO)	d		1218				1248						1318					1348
Sandy (SDY)	d		1225				1255						1325					1355
Biggleswade (BIW)	d		1230				1300						1330					1400
Arlesey (ARL)	d		1235				1305						1335					1405
Hitchin (HIT)	4 d	1233	1241		1256	1303		1311	1325			1333	1341		1355	1403		1411
Stevenage (SVG)	4 d	1239	1247		1302	1309		1317	1331			1339	1347		1401	1409		1417
Knebworth (KBW)	d	1242				1312						1342						1412
Welwyn North (WLW)	d	1246				1316						1346						1416
Welwyn Garden City (WGC)	4 d	1252				1322						1352						1422
Hatfield (HAT)	d	1256				1326						1356						1426
Potters Bar (PBR)	d	1302				1332						1402						1432
Alexandra Palace (AAP)	d	1311				1341						1411						1441
Finsbury Park (FPK)	⊕ a	1315	1306		1321	1345		1336	1351			1415	1406		1421	1445		1435
Finsbury Park (FPK)	⊕ d	1316	1307		1322	1346		1337	1352			1416	1407		1422	1446		1437
London Kings Cross (KGX)	⊕ 15 a	1322		1254		1352	1332		1354	1402	1402	1423		1414		1452	1432	
St Pancras International (STP)	⊕ 15 a		1314		1329			1344	1359				1414		1429			1444
Farringdon (ZFD)	⊕ 3 a		1319		1334			1349	1404				1419		1434			1449
City Thameslink (CTK)	3 a		1321		1336			1351	1406				1421		1436			1451
London Blackfriars (BFR)	⊕ 3 a		1323		1338			1353	1408				1423		1438			1453
London Bridge (LBG)	⊕ 4 a		1329		1344			1359	1414				1429		1444			1459
East Croydon (ECR)	⊕ a		1345		1358			1415	1428				1445		1458			1515
Redhill (RDH)	a		1405					1435					1505					1535
Gatwick Airport (GTW)	↔ 10 a		1416		1414			1446	1444				1516		1514			1546
Horsham (HRH)	4 a		1440					1510					1540					1610
Brighton (BTN)	10 a				1448				1518						1548			

**NOTES** (see introductory pages for explanation of train operator codes and standard symbols)

- a Arrival time
- d Departure time
- c Arrives 3 minutes earlier

# Kings Lynn, Ely, Cambridge, Peterborough and Stevenage to London, East Croydon, Gatwick Airport, Horsham and Brighton

## Mondays to Fridays

Operator 1st Class/Reservations/Bus/Ferry Catering facilities	GR 1R X	TL 1	GR 1R X	GR 1R X	GN 1	GN 1	TL 1	GR 1R X	TL 1	GN 1	GN 1	TL 1	TL 1	GR 1R X	GR 1R X	GN 1	GN 1	TL 1
Kings Lynn (KLN)	d												1345					
Watlington (WTG)	d												1352					
Downham Market (DOW)	d												1359					
Littleport (LTP)	d												1408					
Ely (ELY)	4 a												1416					
Ely (ELY)	4 d					1351							1417				1451	
Waterbeach (WBC)	d					1401							1426				1501	
Cambridge North (CMB)	d					1406							1431				1506	
Cambridge (CBG)	a					1411							1436				1511	
Cambridge (CBG)	d		1351			1412				1421	1424	1442		1451			1512	
Cambridge South (CMS)	d		1355			1416				1425	1428	1446		1455			1516	
Foxton (FXN)	d												1435					
Shepreth (STH)	d												1437					
Meldreth (MEL)	d												1441					
Royston (RYS)	d		1407							1437	1446			1507				
Ashwell & Morden (AWM)	d		1412							1442				1512				
Baldock (BDK)	d		1417							1447	1454			1517				
Letchworth Garden City (LET)	d		1420				1425			1450	1457			1520			1527	
Peterborough (PBO)	8 d	1347		1404	1411			1353	1419				1423		1505	1510		1453
Huntingdon (HUN)	d							1410c					1440c					1510c
St Neots (SNO)	d							1418					1448					1518
Sandy (SDY)	d							1425					1455					1525
Biggleswade (BIW)	d							1430					1500					1530
Arlesey (ARL)	d							1435					1505					1535
Hitchin (HIT)	4 d		1425				1431	1441		1455	1503		1511	1525			1533	1541
Stevenage (SVG)	4 d		1431				1439c	1447		1501	1509		1517	1531			1539	1547
Knebworth (KBW)	d						1442				1512						1542	
Welwyn North (WLW)	d						1446				1516						1546	
Welwyn Garden City (WGC)	4 d						1452				1522						1552	
Hatfield (HAT)	d						1456				1526						1556	
Potters Bar (PBR)	d						1502				1532						1602	
Alexandra Palace (AAP)	d						1511				1541						1611	
Finsbury Park (FPK)	a		1451				1515	1506		1521	1545		1536	1551			1615	1606
Finsbury Park (FPK)	d		1452				1516	1507		1522	1546		1537	1552			1616	1607
London Kings Cross (KGX)	15 a	1439		1453	1501	1502	1522		1516		1552	1532			1555	1602	1602	1624
St Pancras International (STP)	15 a		1459					1514		1529			1544	1559				1614
Farringdon (ZFD)	3 a		1504					1519		1534			1549	1604				1619
City Thameslink (CTK)	3 a		1506					1521		1536			1551	1606				1621
London Blackfriars (BFR)	3 a		1508					1523		1538			1553	1608				1623
London Bridge (LBG)	4 a		1514					1529		1544			1559	1614				1629
East Croydon (ECR)	a		1528					1545		1558			1615	1628				1645
Redhill (RDH)	a							1605					1635					1705
Gatwick Airport (GTW)	10 a		1544					1616		1614			1646	1644				1716
Horsham (HRH)	4 a							1640					1710					1742
Brighton (BTN)	10 a		1618							1648				1721				

**NOTES** (see introductory pages for explanation of train operator codes and standard symbols)

- a Arrival time
- d Departure time
- c Arrives 3 minutes earlier

# Kings Lynn, Ely, Cambridge, Peterborough and Stevenage to London, East Croydon, Gatwick Airport, Horsham and Brighton

## Mondays to Fridays

Operator 1st Class/Reservations/Bus/Ferry Catering facilities	TL ⏰	GN ⏰	GN ⏰	TL ⏰	GR ⏰ Ⓡ	GR ⏰ Ⓡ	TL ⏰	GN ⏰	GR ⏰ Ⓡ	GN ⏰	TL ⏰	GR ⏰ Ⓡ	TL ⏰	GN ⏰	GN ⏰	TL ⏰	TL ⏰	GR ⏰ Ⓡ
Kings Lynn (KLN)	d		1445												1545			
Watlington (WTG)	d		1452												1552			
Downham Market (DOW)	d		1459												1559			
Littleport (LTP)	d		1508												1608			
Ely (ELY)	4 a		1516												1616			
Ely (ELY)	4 d		1517							1551					1617			
Waterbeach (WBC)	d		1526							1601					1628			
Cambridge North (CMB)	d		1531							1606					1633			
Cambridge (CBG)	a		1536							1611					1638			
Cambridge (CBG)	d	1521	1524	1542				1551	1557		1612			1621	1624	1642		1651
Cambridge South (CMS)	d	1525	1528	1546				1554	1600		1616			1625	1628	1646		1655
Foxton (FXN)	d		1535						1607						1635			
Shepreth (STH)	d		1537						1610						1637			
Meldreth (MEL)	d		1541						1613						1641			
Royston (RYS)	d	1537	1546					1607	1618					1637	1646			1707
Ashwell & Morden (AWM)	d	1542	1550					1612						1642	1650			1712
Baldock (BDK)	d	1547	1555					1617						1647	1655			1717
Letchworth Garden City (LET)	d	1550	1558					1620	1628					1650	1658			1720
Peterborough (PBO)	8 d			1523	1547	1604			1610			1553	1619				1623	1704
Huntingdon (HUN)	d			1540c								1609					1640c	
St Neots (SNO)	d			1548								1617					1648	
Sandy (SDY)	d			1555								1625					1655	
Biggleswade (BIW)	d			1600								1629					1700	
Arlesey (ARL)	d			1605								1635					1705	
Hitchin (HIT)	4 d	1555	1603	1611				1625	1633			1641		1655	1703		1711	1725
Stevenage (SVG)	4 d	1601	1609	1617				1631	1639			1647		1701	1709		1717	1731
Knebworth (KBW)	d		1612						1642						1712			
Welwyn North (WLW)	d		1616						1646						1716			
Welwyn Garden City (WGC)	4 d		1622						1652						1721			
Hatfield (HAT)	d		1626						1656						1724			
Potters Bar (PBR)	d		1632						1702						1730			
Alexandra Palace (AAP)	d		1641						1711						1739			
Finsbury Park (FPK)	⊕ a	1621	1645	1636				1651	1716			1706		1721	1744		1736	1751
Finsbury Park (FPK)	⊕ d	1622	1646	1637				1652	1717			1707		1722	1746		1737	1752
London Kings Cross (KGX)	⊕ 15 a		1652	1632	1641	1653			1723	1702	1702		1716		1752	1732		1752
St Pancras International (STP)	⊕ 15 a	1629		1644				1659				1714		1729			1744	1759
Farringdon (ZFD)	⊕ 3 a	1634		1649				1704				1719		1734			1749	1804
City Thameslink (CTK)	3 a	1636		1651				1706				1721		1736			1751	1806
London Blackfriars (BFR)	⊕ 3 a	1638		1653				1708				1723		1738			1753	1808
London Bridge (LBG)	⊕ 4 a	1644		1659				1714				1729		1744			1759	1814
East Croydon (ECR)	Ⓡ a	1658		1716				1729				1745		1759			1815	1829
Redhill (RDH)	a			1735								1805					1835	
Gatwick Airport (GTW)	↔ 10 a	1714		1746				1744				1816		1814			1846	1844
Horsham (HRH)	4 a			1812								1842					1912	
Brighton (BTN)	10 a	1751						1821						1851				1921

**NOTES** (see introductory pages for explanation of train operator codes and standard symbols)

- a Arrival time
- d Departure time
- c Arrives 3 minutes earlier

# Kings Lynn, Ely, Cambridge, Peterborough and Stevenage to London, East Croydon, Gatwick Airport, Horsham and Brighton

## Mondays to Fridays

Operator 1st Class/Reservations/Bus/Ferry Catering facilities	GN □	GR □ □ <sup>R</sup> ☒	GN □	TL □	TL □	GN □	GN □	TL □	GR □ □ <sup>R</sup> ☒	GC □ <sup>R</sup> □ <sup>R</sup> ☒	GR □ <sup>R</sup> □ <sup>R</sup> ☒	TL □	GN □	GR □ <sup>R</sup> □ <sup>R</sup> ☒	GN □	TL □	TL □	GN □
Kings Lynn (KLN)	d		1615				1645								1715			
Watlington (WTG)	d		1622				1652								1722			
Downham Market (DOW)	d		1629				1659								1729			
Littleport (LTP)	d		1638				1708								1738			
Ely (ELY)	4 a		1646				1716								1746			
Ely (ELY)	4 d		1647				1717								1747			
Waterbeach (WBC)	d		1656				1726								1756			
Cambridge North (CMB)	d		1701				1731								1801			
Cambridge (CBG)	a		1706				1736								1806			
Cambridge (CBG)	d	1654		1710		1721	1725	1738				1751	1754		1808		1821	1824
Cambridge South (CMS)	d	1658		1714		1725	1728	1742				1755	1758		1812		1825	1828
Foxton (FXN)	d	1705					1735						1805					1835
Shepreth (STH)	d	1707					1738						1807					1837
Meldreth (MEL)	d	1711					1741						1811					1841
Royston (RYS)	d	1716				1737	1746	1755				1807	1816		1825		1837	1846
Ashwell & Morden (AWM)	d	1720				1742						1812					1842	
Baldock (BDK)	d	1725				1747	1754					1817	1824				1847	1854
Letchworth Garden City (LET)	d	1728				1750	1757					1820	1827				1850	1857
Peterborough (PBO)	8 d		1710		1653			1723	1749	1757	1804			1810		1752		
Huntingdon (HUN)	d				1710c			1740c								1810e		
St Neots (SNO)	d				1718			1748								1818		
Sandy (SDY)	d				1725			1755								1825		
Biggleswade (BIW)	d				1730			1800								1830		
Arlesey (ARL)	d				1735			1805								1835		
Hitchin (HIT)	4 d	1733			1741	1755	1803		1811			1825	1833			1841	1855	1903
Stevenage (SVG)	4 d	1739			1747	1801	1809		1817			1831	1839			1847	1901	1909
Knebworth (KBW)	d	1742					1812						1842					1912
Welwyn North (WLW)	d	1746					1816						1846					1916
Welwyn Garden City (WGC)	4 d	1752					1822						1852					1922
Hatfield (HAT)	d	1756					1826						1856					1926
Potters Bar (PBR)	d	1802					1832						1902					1932
Alexandra Palace (AAP)	d	1811					1841						1911					1941
Finsbury Park (FPK)	⊕ a	1816			1806	1821	1846		1836			1851	1916			1906	1921	1945
Finsbury Park (FPK)	⊕ d	1817			1807	1822	1847		1837			1852	1917			1907	1922	1946
London Kings Cross (KGX)	⊕ 15 a	1823	1801	1802			1853	1834		1840	1844	1852	1924	1901	1902			1953
St Pancras International (STP)	⊕ 15 a				1814	1829			1844			1859				1914	1929	
Farringdon (ZFD)	⊕ 3 a				1819	1834			1849			1904				1919	1934	
City Thameslink (CTK)	3 a				1821	1836			1851			1906				1921	1936	
London Blackfriars (BFR)	⊕ 3 a				1823	1838			1853			1908				1923	1938	
London Bridge (LBG)	⊕ 4 a				1829	1844			1859			1914				1929	1944	
East Croydon (ECR)	⊕ a				1845	1858			1915			1928				1945	1958	
Redhill (RDH)	a				1906				1936							2006		
Gatwick Airport (GTW)	↔ 10 a				1916	1914			1946			1944				2016	2014	
Horsham (HRH)	4 a				1942				2012							2040		
Brighton (BTN)	10 a					1951						2018					2048	

**NOTES** (see introductory pages for explanation of train operator codes and standard symbols)

- a Arrival time
- d Departure time
- c Arrives 3 minutes earlier
- e Arrives 4 minutes earlier

# Kings Lynn, Ely, Cambridge, Peterborough and Stevenage to London, East Croydon, Gatwick Airport, Horsham and Brighton

## Mondays to Fridays

Operator 1st Class/Reservations/Bus/Ferry Catering facilities	GN □	TL □	TL □	GR □ ⊗	GR □ ⊗	GN □	GN □	TL □	GR □ ⊗	GN □	GN □	TL □	GR □ ⊗	GR □ ⊗	TL □	GN □	GR □ ⊗	GN □
Kings Lynn (KLN)	d	1745					1819					1849						1918
Watlington (WTG)	d	1752					1826					1856						1925
Downham Market (DOW)	d	1759					1833					1903						1932
Littleport (LTP)	d	1808					1842					1912						1941
Ely (ELY)	<b>4</b> a	1816					1852					1920						1949
Ely (ELY)	<b>4</b> d	1817					1853					1921						1950
Waterbeach (WBC)	d	1826					1902					1930						1959
Cambridge North (CMB)	d	1831					1907					1935						2004
Cambridge (CBG)	a	1836					1912					1940						2009
Cambridge (CBG)	d	1842		1850		1854	1913			1923	1942				1951	1954		2012
Cambridge South (CMS)	d	1846		1854		1858	1917			1927	1946				1955	1958		2016
Foxton (FXN)	d					1905				1934						2005		
Shepreth (STH)	d					1907				1936						2007		
Meldreth (MEL)	d					1911				1940						2011		
Royston (RYS)	d			1907		1916				1945					2007	2016		
Ashwell & Morden (AWM)	d			1913						1949					2012			
Baldock (BDK)	d			1918		1924				1954					2017	2024		
Letchworth Garden City (LET)	d			1921		1928				1957					2020	2027		
Peterborough (PBO)	<b>8</b> d		1823		1904	1910			1852	1917			1923	1950	2004			2008
Huntingdon (HUN)	d		1840c						1910e				1940c					
St Neots (SNO)	d		1848						1918				1948					
Sandy (SDY)	d		1855						1925				1955					
Biggleswade (BIW)	d		1900						1930				2000					
Arlesey (ARL)	d		1905						1935				2005					
Hitchin (HIT)	<b>4</b> d		1911	1926			1933		1941		2003		2011			2025	2033	
Stevenage (SVG)	<b>4</b> d		1917	1931			1939		1947		2009		2017			2030	2039	
Knebworth (KBW)	d						1942				2012						2042	
Welwyn North (WLW)	d						1947				2016						2047	
Welwyn Garden City (WGC)	<b>4</b> d						1952				2022						2052	
Hatfield (HAT)	d						1956				2026						2056	
Potters Bar (PBR)	d						2002				2032						2102	
Alexandra Palace (AAP)	d						2011				2041						2111	
Finsbury Park (FPK)	<b>⊕</b> a		1936	1951			2015		2006		2045		2036			2051	2115	
Finsbury Park (FPK)	<b>⊕</b> d		1937	1952			2016		2007		2046		2037			2052	2116	
London Kings Cross (KGX)	<b>⊕</b> <b>15</b> a	1932			1953	2001	2022	2003		2016	2054	2032		2039	2053		2122	2102
St Pancras International (STP)	<b>⊕</b> <b>⊕</b> <b>15</b> a		1944	1959					2014				2044			2059		
Farringdon (ZFD)	<b>⊕</b> <b>3</b> a		1949	2004					2019				2049			2104		
City Thameslink (CTK)	<b>3</b> a		1951	2006					2021				2051			2106		
London Blackfriars (BFR)	<b>⊕</b> <b>3</b> a		1953	2008					2023				2053			2108		
London Bridge (LBG)	<b>⊕</b> <b>4</b> a		1959	2014					2029				2059			2114		
East Croydon (ECR)	<b>⊕</b> a		2015	2028					2045				2116			2128		
Redhill (RDH)	a		2035						2105				2135					
Gatwick Airport (GTW)	<b>⊕</b> <b>10</b> a		2046	2044					2116				2146			2144		
Horsham (HRH)	<b>4</b> a		2110						2140				2212					
Brighton (BTN)	<b>10</b> a			2118												2218		

**NOTES** (see introductory pages for explanation of train operator codes and standard symbols)

- a Arrival time
- d Departure time
- c Arrives 3 minutes earlier
- e Arrives 4 minutes earlier

# Kings Lynn, Ely, Cambridge, Peterborough and Stevenage to London, East Croydon, Gatwick Airport, Horsham and Brighton

## Mondays to Fridays

Operator 1st Class/Reservations/Bus/Ferry Catering facilities	TL ⏰	GN ⏰	GN ⏰	TL ⏰	TL ⏰	GR ⏰ Ⓜ	GR ⏰ Ⓜ	GN ⏰	GN ⏰	TL ⏰	GN ⏰	GN ⏰	TL ⏰	GR ⏰ Ⓜ	TL ⏰	GN ⏰	GN ⏰	TL ⏰
Kings Lynn (KLN)	d		1949					2019				2049						
Watlington (WTG)	d		1956					2026				2056						
Downham Market (DOW)	d		2003					2033				2103						
Littleport (LTP)	d		2012					2042				2112						
Ely (ELY)	<b>4</b> a		2020					2050				2120						
Ely (ELY)	<b>4</b> d		2021					2051				2121					2151	
Waterbeach (WBC)	d		2030					2101				2130					2201	
Cambridge North (CMB)	d		2035					2106				2135					2205	
Cambridge (CBG)	a		2040					2111				2140					2210	
Cambridge (CBG)	d		2025	2042		2051		2112			2121	2142			2151	2156	2212	
Cambridge South (CMS)	d		2028	2046		2055		2116			2125	2146			2155	2200	2216	
Foxton (FXN)	d		2035								2132					2207		
Shepreth (STH)	d		2038								2134					2210		
Meldreth (MEL)	d		2041								2138					2213		
Royston (RYS)	d		2046			2107					2144				2207	2218		
Ashwell & Morden (AWM)	d		2051			2112					2149				2212			
Baldock (BDK)	d		2056			2117					2154				2217			
Letchworth Garden City (LET)	d		2059			2120			2127		2157				2220	2228		
Peterborough (PBO)	<b>8</b> d	1953			2023		2104	2110			2052			2123	2151			2155
Huntingdon (HUN)	d	2010c			2040c						2110e			2140c				2210
St Neots (SNO)	d	2018			2048						2118			2148				2218
Sandy (SDY)	d	2025			2055						2125			2155				2225
Biggleswade (BIW)	d	2030			2100						2130			2200				2230
Arlesey (ARL)	d	2035			2105						2135			2205				2235
Hitchin (HIT)	<b>4</b> d	2041	2104		2111	2125				2133	2141	2203		2211		2225	2233	2241
Stevenage (SVG)	<b>4</b> d	2047	2109		2117	2131				2139	2147	2209		2217	2219s	2231	2239	2247
Knebworth (KBW)	d		2113							2142		2212					2242	
Welwyn North (WLW)	d		2116							2146		2216					2246	
Welwyn Garden City (WGC)	<b>4</b> d		2122							2152		2222					2252	
Hatfield (HAT)	d		2126							2156		2226					2256	
Potters Bar (PBR)	d		2132							2202		2232					2302	
Alexandra Palace (AAP)	d		2141							2211		2241					2311	
Finsbury Park (FPK)	<b>⊕</b> a	2106	2145		2136	2151				2215	2206	2245		2236		2251	2315	2306
Finsbury Park (FPK)	<b>⊕</b> d	2107	2146		2137	2152				2216	2207	2246		2237		2252	2316	2307
London Kings Cross (KGX)	<b>⊕</b> <b>15</b> a		2152	2132			2152	2201	2202	2222		2252	2232		2247		2322	2302
St Pancras International (STP)	<b>⊕</b> <b>⊕</b> <b>15</b> a	2114			2144	2159					2214			2244		2259		2314
Farringdon (ZFD)	<b>⊕</b> <b>3</b> a	2119			2149	2204					2219			2249		2304		2319
City Thameslink (CTK)	<b>3</b> a	2121			2151	2206					2221			2251				
London Blackfriars (BFR)	<b>⊕</b> <b>3</b> a	2123			2153	2208					2223			2253		2308		2323
London Bridge (LBG)	<b>⊕</b> <b>4</b> a	2129			2159	2214					2229			2259		2314		2329
East Croydon (ECR)	<b>Ⓜ</b> a	2145			2215	2228					2245			2314		2328		2346
Redhill (RDH)	a	2205			2235						2305			2333				0002
Gatwick Airport (GTW)	<b>↔</b> <b>10</b> a	2216			2246	2244					2318			2344		2349		0016
Horsham (HRH)	<b>4</b> a	2240			2310						2342			0008				0040
Brighton (BTN)	<b>10</b> a					2318									0024			

**NOTES** (see introductory pages for explanation of train operator codes and standard symbols)

- a Arrival time
- d Departure time
- s Stops to set down only
- c Arrives 3 minutes earlier
- e Arrives 4 minutes earlier



# Kings Lynn, Ely, Cambridge, Peterborough and Stevenage to London, East Croydon, Gatwick Airport, Horsham and Brighton

## Mondays to Fridays

Operator	GR	GN	GN	TL	GR	TL	GN	GN	TL	TL	GN	GN	GR
Days of operation/Notes	11R	1	1	1	11R	1	1	1	1	1	1	1	TSM
1st Class/Reservations/Bus/Ferry	11R	1	1	1	11R	1	1	1	1	1	1	1	11R
Catering facilities	11R	1	1	1	11R	1	1	1	1	1	1	1	11R
Kings Lynn (KLN)	d		2149									2249	
Watlington (WTG)	d		2156									2256	
Downham Market (DOW)	d		2203									2303	
Littleport (LTP)	d		2212									2312	
Ely (ELY)	4 a		2220									2320	
Ely (ELY)	4 d		2221					2248				2321	
Waterbeach (WBC)	d		2230					2258				2330	
Cambridge North (CMB)	d		2235					2303				2335	
Cambridge (CBG)	a		2240					2308				2340	
Cambridge (CBG)	d	2221	2242			2251		2312			2331	2351	
Cambridge South (CMS)	d	2225	2246			2255		2316			2335	2355	
Foxton (FXN)	d	2232									2342		
Shepreth (STH)	d	2235									2344		
Meldreth (MEL)	d	2238									2348		
Royston (RYS)	d	2244				2307		2328			2353	0007	
Ashwell & Morden (AWM)	d	2249				2312					2357	0012	
Baldock (BDK)	d	2254				2317					0002	0017	
Letchworth Garden City (LET)	d	2257				2320	2327	2338			0006	0020	
Peterborough (PBO)	8 d	2220		2223	2247				2254	2318			0027
Huntingdon (HUN)	d			2240c					2310	2334			
St Neots (SNO)	d			2248					2318	2341			
Sandy (SDY)	d			2255					2325	2349			
Biggleswade (BIW)	d			2300					2330	2353			
Arlesey (ARL)	d			2305					2335	2358			
Hitchin (HIT)	4 d		2303	2311	2325	2333		2346	0007	0011	0025		
Stevenage (SVG)	4 d		2309	2317	2324s	2331	2339	2351	0013	0017	0031	0106s	
Knebworth (KBW)	d		2312				2342				0020		
Welwyn North (WLW)	d		2316				2346				0024		
Welwyn Garden City (WGC)	4 d		2322				2352				0028		
Hatfield (HAT)	d		2326				2356				0032		
Potters Bar (PBR)	d		2332				0002				0038		
Alexandra Palace (AAP)	d		2341				0011				0046		
Finsbury Park (FPK)	⊖ a		2345	2337		2351	0015		0011	0036	0050	0056	
Finsbury Park (FPK)	⊖ d		2346	2337		2352	0016		0012	0042	0050	0056	
London Kings Cross (KGX)	⊖ 15 a	2309	2352	2332	2343	2349	2359	0024	0008	0018	0050	0058	0140
St Pancras International (STP)	⊖ 15 a												
Farringdon (ZFD)	⊖ 3 a												
City Thameslink (CTK)	⊖ 3 a												
London Blackfriars (BFR)	⊖ 3 a												
London Bridge (LBG)	⊖ 4 a												
East Croydon (ECR)	⊖ a												
Redhill (RDH)	a												
Gatwick Airport (GTW)	↔ 10 a												
Horsham (HRH)	4 a												
Brighton (BTN)	10 a												

**NOTES** (see introductory pages for explanation of train operator codes and standard symbols)

- a Arrival time
- d Departure time
- s Stops to set down only
- c Arrives 3 minutes earlier

**TSM** Tuesday to Saturday mornings

# Kings Lynn, Ely, Cambridge, Peterborough and Stevenage to London, East Croydon, Gatwick Airport, Horsham and Brighton

## Saturdays

Operator 1st Class/Reservations/Bus/Ferry Catering facilities	TL ⏰	GN ⏰	TL ⏰	TL ⏰	GN ⏰	TL ⏰	TL ⏰	GN ⏰	GN ⏰	TL ⏰	TL ⏰	GR ⏰ ⏰	GN ⏰	GN ⏰	TL ⏰	TL ⏰	GN ⏰	GR ⏰ ⏰
Kings Lynn (KLN)	d								0449									
Watlington (WTG)	d								0456									
Downham Market (DOW)	d								0503									
Littleport (LTP)	d								0512									
Ely (ELY)	4 a								0520									
Ely (ELY)	4 d								0521				0551					
Waterbeach (WBC)	d								0530				0601					
Cambridge North (CMB)	d								0535				0606					
Cambridge (CBG)	a								0540				0611					
Cambridge (CBG)	d				0451			0521	0524	0542		0551	0612			0621	0624	
Cambridge South (CMS)	d				0455			0525	0528	0546		0555	0616			0625	0628	
Foxton (FXN)	d								0535								0635	
Shepreth (STH)	d								0537								0637	
Meldreth (MEL)	d								0541								0641	
Royston (RYS)	d				0507	0515		0537	0546	0558		0607				0637	0646	
Ashwell & Morden (AWM)	d				0512	0520		0542				0612				0642		
Baldock (BDK)	d				0517	0525		0547	0554			0617				0647	0654	
Letchworth Garden City (LET)	d		0455		0520	0528		0550	0557	0608		0620			0627	0650	0657	
Peterborough (PBO)	8 d	0323		0419			0453				0523		0610			0555		0641
Huntingdon (HUN)	d	0338		0434			0508				0538					0610		
St Neots (SNO)	d	0345		0442			0516				0546					0618		
Sandy (SDY)	d	0353		0449			0523				0553					0625		
Biggleswade (BIW)	d	0357		0454			0528				0558					0630		
Arlesey (ARL)	d	0402		0459			0533				0603					0635		
Hitchin (HIT)	4 d	0411	0459	0507	0525	0533	0541c	0555	0602		0609	0625			0633	0641	0655	0703
Stevenage (SVG)	4 d	0417	0505	0513	0531	0539	0547	0601	0608		0617c	0631			0639	0647	0701	0709
Knebworth (KBW)	d		0508			0542			0612						0642			0713
Welwyn North (WLW)	d		0512			0546			0615						0646			0717
Welwyn Garden City (WGC)	4 d		0517	0522		0552			0622c						0652			0722
Hatfield (HAT)	d		0520			0556			0626						0656			0726
Potters Bar (PBR)	d		0526			0602			0632						0702			0732
Alexandra Palace (AAP)	d		0535			0611			0641						0711			0741
Finsbury Park (FPK)	⊕ a	0444	0539	0536	0551	0615	0606	0621	0645		0636	0651			0715	0706	0721	0745
Finsbury Park (FPK)	⊕ d	0445	0540	0537	0552	0616	0607	0622	0646		0637	0652			0716	0707	0722	0746
London Kings Cross (KGX)	⊕ 15 a	0451	0546			0622			0652	0637			0700	0702	0722			0734
St Pancras International (STP)	⊕ 15 a			0544	0559		0614	0629			0644	0659				0714	0729	
Farringdon (ZFD)	⊕ 3 a			0549	0604		0619	0634			0649	0704				0719	0734	
City Thameslink (CTK)	3 a																	
London Blackfriars (BFR)	⊕ 3 a			0553	0608		0623	0638			0653	0708				0723	0738	
London Bridge (LBG)	⊕ 4 a			0559	0614		0629	0644			0659	0714				0729	0744	
East Croydon (ECR)	⏰ a			0616	0628		0646	0658			0716	0728				0745	0758	
Redhill (RDH)	a			0636			0706				0736					0805		
Gatwick Airport (GTW)	↔ 10 a			0649	0644		0719	0714			0749	0744				0816	0814	
Horsham (HRH)	4 a			0712			0742				0813					0840		
Brighton (BTN)	10 a				0718			0748				0818					0848	

**NOTES** (see introductory pages for explanation of train operator codes and standard symbols)

- a Arrival time
- d Departure time
- c Arrives 3 minutes earlier

# Kings Lynn, Ely, Cambridge, Peterborough and Stevenage to London, East Croydon, Gatwick Airport, Horsham and Brighton

## Saturdays

Operator 1st Class/Reservations/Bus/Ferry Catering facilities	GN □	TL □	TL □	GR □ ⊗	GR □ ⊗	GN □	GN □	TL □	TL □	GR □ ⊗	GN □	GN □	TL □	TL □	GN □	GN □	TL □	GN □
Kings Lynn (KLN)	d	0545													0645			
Watlington (WTG)	d	0552													0652			
Downham Market (DOW)	d	0559													0659			
Littleport (LTP)	d	0608													0708			
Ely (ELY)	4 a	0616													0716			
Ely (ELY)	4 d	0617				0651									0717		0747	
Waterbeach (WBC)	d	0626				0701									0726		0757	
Cambridge North (CMB)	d	0633				0706									0731		0802	
Cambridge (CBG)	a	0638				0711									0736		0807	
Cambridge (CBG)	d	0642		0651		0712			0721		0724	0742		0751	0810			
Cambridge South (CMS)	d	0646		0655		0716			0725		0728	0746		0755	0814			
Foxton (FXN)	d										0735							
Shepreth (STH)	d										0737							
Meldreth (MEL)	d										0741							
Royston (RYS)	d			0707					0737		0746				0807			
Ashwell & Morden (AWM)	d			0712					0742						0812			
Baldock (BDK)	d			0717					0747		0754				0817			
Letchworth Garden City (LET)	d			0720			0727		0750		0758				0820		0827	
Peterborough (PBO)	8 d		0625		0700	0711			0653		0734				0723			0753
Huntingdon (HUN)	d		0640						0710c						0740c			0810c
St Neots (SNO)	d		0648						0718						0748			0818
Sandy (SDY)	d		0655						0725						0755			0825
Biggleswade (BIW)	d		0700						0730						0800			0830
Arlesey (ARL)	d		0705						0735						0805			0835
Hitchin (HIT)	4 d		0711	0725				0733	0741	0755		0803		0811	0825		0833	0841
Stevenage (SVG)	4 d		0717	0731				0739	0747	0801	0802s	0809		0817	0831		0839	0847
Knebworth (KBW)	d							0742				0812					0842	
Welwyn North (WLW)	d							0746				0816					0846	
Welwyn Garden City (WGC)	4 d							0752				0822					0852	
Hatfield (HAT)	d							0756				0826					0856	
Potters Bar (PBR)	d							0802				0832					0902	
Alexandra Palace (AAP)	d							0811				0841					0911	
Finsbury Park (FPK)	⊕ a		0736	0751				0815	0806	0821		0845		0836	0851		0915	0906
Finsbury Park (FPK)	⊕ d		0737	0752				0816	0807	0822		0846		0837	0852		0916	0907
London Kings Cross (KGX)	⊕ 15 a	0735			0749	0801	0802	0822			0830	0852	0832			0902	0922	0917
St Pancras International (STP)	⊕ 15 a		0744	0759					0814	0829				0844	0859			0914
Farringdon (ZFD)	⊕ 3 a		0749	0804					0819	0834				0849	0904			0919
City Thameslink (CTK)	3 a														0906			0921
London Blackfriars (BFR)	⊕ 3 a		0753	0808					0823	0838				0853	0908			0923
London Bridge (LBG)	⊕ 4 a		0759	0814					0829	0844				0859	0914			0929
East Croydon (ECR)	⊕ a		0815	0828					0845	0858				0915	0928			0945
Redhill (RDH)	a		0835						0905					0934				1005
Gatwick Airport (GTW)	↔ 10 a		0846	0844					0916	0914				0946	0944			1016
Horsham (HRH)	4 a		0910						0940					1010				1040
Brighton (BTN)	10 a			0918						0948					1018			

**NOTES** (see introductory pages for explanation of train operator codes and standard symbols)

- a Arrival time
- d Departure time
- s Stops to set down only
- c Arrives 3 minutes earlier

# Kings Lynn, Ely, Cambridge, Peterborough and Stevenage to London, East Croydon, Gatwick Airport, Horsham and Brighton

## Saturdays

Operator 1st Class/Reservations/Bus/Ferry Catering facilities	GR 1R X	TL 1	GR 1R X	GN 1	GN 1	TL 1	GR 1R X	TL 1	GR 1R X	GR 1R X	GN 1	GN 1	TL 1	GN 1	TL 1	GN 1	GN 1	TL 1
Kings Lynn (KLN)	d				0745													0845
Watlington (WTG)	d				0752													0852
Downham Market (DOW)	d				0759													0859
Littleport (LTP)	d				0808													0908
Ely (ELY)	4 a				0816													0916
Ely (ELY)	4 d				0817								0851					0917
Waterbeach (WBC)	d				0826								0901					0926
Cambridge North (CMB)	d				0831								0906					0931
Cambridge (CBG)	a				0836								0911					0936
Cambridge (CBG)	d		0821		0824	0842			0851				0912			0921	0924	0942
Cambridge South (CMS)	d		0825		0828	0846			0855				0916			0925	0928	0946
Foxton (FXN)	d				0835												0935	
Shepreth (STH)	d				0837												0937	
Meldreth (MEL)	d				0841												0941	
Royston (RYS)	d		0837		0846				0907				0928			0937	0946	
Ashwell & Morden (AWM)	d		0842						0912							0942		
Baldock (BDK)	d		0847		0854				0917							0947	0954	
Letchworth Garden City (LET)	d		0850		0857				0920				0927	0938		0950	0957	
Peterborough (PBO)	8 d	0814		0829			0823	0850		0859	0908			0853	0903			0923
Huntingdon (HUN)	d						0840c							0908	0920c			0940c
St Neots (SNO)	d						0848							0916	0928			0948
Sandy (SDY)	d						0855							0923				0955
Biggleswade (BIW)	d						0900							0928	0938			1000
Arlesey (ARL)	d						0905							0933				1005
Hitchin (HIT)	4 d		0855		0903		0911		0925				0933		0939		0955	1003
Stevenage (SVG)	4 d		0901		0909		0917	0917s	0930				0939		0947c	0952	1001	1009
Knebworth (KBW)	d				0912								0942					1012
Welwyn North (WLW)	d				0916								0946					1016
Welwyn Garden City (WGC)	4 d				0922								0952					1022
Hatfield (HAT)	d				0926								0956					1026
Potters Bar (PBR)	d				0932								1002					1032
Alexandra Palace (AAP)	d				0941								1011					1041
Finsbury Park (FPK)	a		0921		0945		0936		0950				1015		1006		1021	1045
Finsbury Park (FPK)	d		0922		0946		0937		0952				1016		1007		1022	1046
London Kings Cross (KGX)	15 a	0917		0922	0952	0934		0947		0952	0959	1022	1007		1017		1052	1034
St Pancras International (STP)	15 a		0929				0944		0959				1014		1029			1044
Farringdon (ZFD)	3 a		0934				0949		1004				1019		1034			1049
City Thameslink (CTK)	3 a		0936				0951		1006				1021		1036			1051
London Blackfriars (BFR)	3 a		0938				0953		1008				1023		1038			1053
London Bridge (LBG)	4 a		0944				0959		1014				1029		1044			1059
East Croydon (ECR)	a		0958				1015		1028				1045		1058			1115
Redhill (RDH)	a						1035						1105					1135
Gatwick Airport (GTW)	10 a		1014				1046		1044				1116		1114			1146
Horsham (HRH)	4 a						1110						1140					1210
Brighton (BTN)	10 a		1048						1118						1148			

**NOTES** (see introductory pages for explanation of train operator codes and standard symbols)

- a Arrival time
- d Departure time
- s Stops to set down only
- c Arrives 3 minutes earlier

# Kings Lynn, Ely, Cambridge, Peterborough and Stevenage to London, East Croydon, Gatwick Airport, Horsham and Brighton

## Saturdays

Operator 1st Class/Reservations/Bus/Ferry Catering facilities	GR 1R X	TL 1	GR 1R X	GR 1R X	GN 1	GN 1	TL 1	GN 1	GR 1R X	TL 1	GN 1	GN 1	TL 1	TL 1	GR 1R X	GR 1R X	GN 1	GN 1
Kings Lynn (KLN)	d				0917									0945				1015
Watlington (WTG)	d				0924									0952				1022
Downham Market (DOW)	d				0931									0959				1029
Littleport (LTP)	d				0940									1008				1040
Ely (ELY)	4 a				0948									1016				1050
Ely (ELY)	4 d				0949									1017				1051
Waterbeach (WBC)	d				0958									1026				1101
Cambridge North (CMB)	d				1003									1031				1106
Cambridge (CBG)	a				1008									1036				1111
Cambridge (CBG)	d		0951		1010						1021	1024	1042		1051			1112
Cambridge South (CMS)	d		0955		1014						1025	1028	1046		1055			1116
Foxton (FXN)	d													1035				
Shepreth (STH)	d													1037				
Meldreth (MEL)	d													1041				
Royston (RYS)	d		1007								1037	1046			1107			
Ashwell & Morden (AWM)	d		1012								1042				1112			
Baldock (BDK)	d		1017								1047	1054			1117			
Letchworth Garden City (LET)	d		1020			1027					1050	1057			1120			1127
Peterborough (PBO)	8 d	0949		1002	1010			0955	1005	1018				1023		1104	1110	
Huntingdon (HUN)	d							1010	1022c					1040c				
St Neots (SNO)	d							1018	1030					1048				
Sandy (SDY)	d							1025						1055				
Biggleswade (BIW)	d							1030	1040					1100				
Arlesey (ARL)	d							1035						1105				
Hitchin (HIT)	4 d		1025			1033	1041				1055	1103		1111	1125			1133
Stevenage (SVG)	4 d		1031			1039	1047	1054			1101	1109		1117	1131			1139
Knebworth (KBW)	d					1042						1112						1142
Welwyn North (WLW)	d					1046						1116						1146
Welwyn Garden City (WGC)	4 d					1052						1122						1152
Hatfield (HAT)	d					1056						1126						1156
Potters Bar (PBR)	d					1102						1132						1202
Alexandra Palace (AAP)	d					1111						1141						1211
Finsbury Park (FPK)	⊕ a		1051			1115	1106				1121	1145		1136	1151			1215
Finsbury Park (FPK)	⊕ d		1052			1116	1107				1122	1146		1137	1152			1216
London Kings Cross (KGX)	⊕ 15 a	1040		1051	1101	1102	1123		1120	1116		1152	1134			1153	1201	1202
St Pancras International (STP)	⊕ 15 a		1059				1114				1129			1144	1159			
Farringdon (ZFD)	⊕ 3 a		1104				1119				1134			1149	1204			
City Thameslink (CTK)	3 a		1106				1121				1136			1151	1206			
London Blackfriars (BFR)	⊕ 3 a		1108				1123				1138			1153	1208			
London Bridge (LBG)	⊕ 4 a		1114				1129				1144			1159	1214			
East Croydon (ECR)	⊕ a		1128				1145				1158			1215	1228			
Redhill (RDH)	a						1205							1235				
Gatwick Airport (GTW)	↔ 10 a		1144				1216				1214			1246	1244			
Horsham (HRH)	4 a						1240							1310				
Brighton (BTN)	10 a		1218								1248				1318			

**NOTES** (see introductory pages for explanation of train operator codes and standard symbols)

- a Arrival time
- d Departure time
- c Arrives 3 minutes earlier

# Kings Lynn, Ely, Cambridge, Peterborough and Stevenage to London, East Croydon, Gatwick Airport, Horsham and Brighton

## Saturdays

Operator 1st Class/Reservations/Bus/Ferry Catering facilities	TL ⏰	TL ⏰	GN ⏰	GN ⏰	TL ⏰	GR ⏰ Ⓡ	TL ⏰	GR ⏰ Ⓡ	GR ⏰ Ⓡ	GN ⏰	GN ⏰	TL ⏰	GR ⏰ Ⓡ	TL ⏰	GN ⏰	GN ⏰	TL ⏰	TL ⏰
Kings Lynn (KLN)	d			1045												1145		
Watlington (WTG)	d			1052												1152		
Downham Market (DOW)	d			1059												1159		
Littleport (LTP)	d			1108												1208		
Ely (ELY)	<b>4</b> a			1116												1216		
Ely (ELY)	<b>4</b> d			1117						1151						1218		
Waterbeach (WBC)	d			1126						1201						1228		
Cambridge North (CMB)	d			1131						1206						1233		
Cambridge (CBG)	a			1136						1211						1238		
Cambridge (CBG)	d		1121	1124	1142			1151		1212					1221	1224	1242	1251
Cambridge South (CMS)	d		1125	1128	1146			1155		1216					1225	1228	1246	1255
Foxton (FXN)	d			1135												1235		
Shepreth (STH)	d			1137												1237		
Meldreth (MEL)	d			1141												1241		
Royston (RYS)	d		1137	1146				1207							1237	1246		1307
Ashwell & Morden (AWM)	d		1142					1212							1242			1312
Baldock (BDK)	d		1147	1154				1217							1247	1254		1317
Letchworth Garden City (LET)	d		1150	1157				1220				1227			1250	1257		1320
Peterborough (PBO)	<b>8</b> d	1054				1123	1148		1204	1210			1154	1217				1223
Huntingdon (HUN)	d	1110				1140c							1210					1240c
St Neots (SNO)	d	1118				1148							1218					1248
Sandy (SDY)	d	1125				1155							1225					1255
Biggleswade (BIW)	d	1130				1200							1230					1300
Arlesey (ARL)	d	1135				1205							1235					1305
Hitchin (HIT)	<b>4</b> d	1141	1155	1203		1211		1225				1233	1241		1255	1303		1311
Stevenage (SVG)	<b>4</b> d	1147	1201	1209		1217		1231				1239	1247		1301	1309		1317
Knebworth (KBW)	d			1212								1242				1312		
Welwyn North (WLW)	d			1216								1246				1316		
Welwyn Garden City (WGC)	<b>4</b> d			1222								1252				1322		
Hatfield (HAT)	d			1226								1256				1326		
Potters Bar (PBR)	d			1232								1302				1332		
Alexandra Palace (AAP)	d			1241								1311				1341		
Finsbury Park (FPK)	<b>⌚</b> a	1206	1221	1245		1236		1251				1315	1306		1321	1345		1336
Finsbury Park (FPK)	<b>⌚</b> d	1207	1222	1246		1237		1252				1316	1307		1322	1346		1337
London Kings Cross (KGX)	<b>⌚</b> a			1252	1232		1240		1252	1302	1302	1322		1316		1352	1332	
St Pancras International (STP)	<b>⌚</b> a	1214	1229			1244		1259					1314		1329			1344
Farringdon (ZFD)	<b>⌚</b> a	1219	1234			1249		1304					1319		1334			1349
City Thameslink (CTK)	<b>⌚</b> a	1221	1236			1251		1306					1321		1336			1351
London Blackfriars (BFR)	<b>⌚</b> a	1223	1238			1253		1308					1323		1338			1353
London Bridge (LBG)	<b>⌚</b> a	1229	1244			1259		1314					1329		1344			1359
East Croydon (ECR)	<b>⌚</b> a	1245	1258			1315		1328					1345		1358			1415
Redhill (RDH)	a	1305				1335							1405					1435
Gatwick Airport (GTW)	<b>⌚</b> a	1316	1314			1346		1344					1416		1414			1446
Horsham (HRH)	<b>⌚</b> a	1340				1410							1440					1510
Brighton (BTN)	<b>⌚</b> a		1348					1418							1448			1518

**NOTES** (see introductory pages for explanation of train operator codes and standard symbols)

- a Arrival time
- d Departure time
- c Arrives 3 minutes earlier

# Kings Lynn, Ely, Cambridge, Peterborough and Stevenage to London, East Croydon, Gatwick Airport, Horsham and Brighton

## Saturdays

Operator 1st Class/Reservations/Bus/Ferry Catering facilities	GR 1R X	GR 1R X	GN 1	GN 1	TL 1	GC 1R JP	TL 1	GN 1	GN 1	TL 1	GR 1R X	TL 1	GR 1R X	GR 1R X	GN 1	GN 1	TL 1	GR 1R X
Kings Lynn (KLN)	d								1245									
Watlington (WTG)	d								1252									
Downham Market (DOW)	d								1259									
Littleport (LTP)	d								1308									
Ely (ELY)	4 a								1316									
Ely (ELY)	4 d			1251					1317							1351		
Waterbeach (WBC)	d			1301					1326							1401		
Cambridge North (CMB)	d			1306					1331							1406		
Cambridge (CBG)	a			1311					1336							1411		
Cambridge (CBG)	d			1312			1321	1324	1342			1351				1412		
Cambridge South (CMS)	d			1316			1325	1328	1346			1355				1416		
Foxton (FXN)	d								1335									
Shepreth (STH)	d								1337									
Meldreth (MEL)	d								1341									
Royston (RYS)	d						1337	1346				1407						
Ashwell & Morden (AWM)	d						1342					1412						
Baldock (BDK)	d						1347	1354				1417						
Letchworth Garden City (LET)	d				1327		1350	1357				1420				1427		
Peterborough (PBO)	8 d	1304	1310			1253	1319			1323	1347		1404	1410			1353	1418
Huntingdon (HUN)	d					1310c				1340c							1410c	
St Neots (SNO)	d					1318				1348							1418	
Sandy (SDY)	d					1325				1355							1425	
Biggleswade (BIW)	d					1330				1400							1430	
Arlesey (ARL)	d					1335				1405							1435	
Hitchin (HIT)	4 d				1333	1341		1355	1403		1411	1425				1433	1441	
Stevenage (SVG)	4 d				1339	1347		1401	1409		1417	1431				1439	1447	
Knebworth (KBW)	d				1342				1412							1442		
Welwyn North (WLW)	d				1346				1416							1446		
Welwyn Garden City (WGC)	4 d				1352				1422							1452		
Hatfield (HAT)	d				1356				1426							1456		
Potters Bar (PBR)	d				1402				1432							1502		
Alexandra Palace (AAP)	d				1411				1441							1511		
Finsbury Park (FPK)	a				1415	1406	1421	1445		1436		1451				1515	1506	
Finsbury Park (FPK)	a				1416	1407	1422	1446		1437		1452				1516	1507	
London Kings Cross (KGX)	15 a	1353	1402	1402	1422		1414		1452	1432	1441		1453	1502	1502	1522		1516
St Pancras International (STP)	15 a					1414		1429		1444		1459					1514	
Farringdon (ZFD)	3 a					1419		1434		1449		1504					1519	
City Thameslink (CTK)	3 a					1421		1436		1451		1506					1521	
London Blackfriars (BFR)	3 a					1423		1438		1453		1508					1523	
London Bridge (LBG)	4 a					1429		1444		1459		1514					1529	
East Croydon (ECR)	a					1445		1458		1515		1528					1545	
Redhill (RDH)	a					1505				1535							1605	
Gatwick Airport (GTW)	10 a					1516		1514		1546		1544					1616	
Horsham (HRH)	4 a					1540				1610							1640	
Brighton (BTN)	10 a							1548				1618						

**NOTES** (see introductory pages for explanation of train operator codes and standard symbols)

- a Arrival time
- d Departure time
- c Arrives 3 minutes earlier



# Kings Lynn, Ely, Cambridge, Peterborough and Stevenage to London, East Croydon, Gatwick Airport, Horsham and Brighton

## Saturdays

Operator 1st Class/Reservations/Bus/Ferry Catering facilities	TL ⏰	GN ⏰	GN ⏰	TL ⏰	TL ⏰	GR ⏰ ⏰	GR ⏰ ⏰	GN ⏰	GN ⏰	TL ⏰	TL ⏰	GN ⏰	GN ⏰	TL ⏰	GR ⏰ ⏰	TL ⏰	GR ⏰ ⏰	GR ⏰ ⏰
Kings Lynn (KLN)	d		1345										1445					
Watlington (WTG)	d		1352										1452					
Downham Market (DOW)	d		1359										1459					
Littleport (LTP)	d		1408										1508					
Ely (ELY)	4 a		1416										1516					
Ely (ELY)	4 d		1417					1451					1517					
Waterbeach (WBC)	d		1426					1501					1526					
Cambridge North (CMB)	d		1431					1506					1531					
Cambridge (CBG)	a		1436					1511					1536					
Cambridge (CBG)	d	1421	1424	1442		1451		1512			1521	1524	1542			1551		
Cambridge South (CMS)	d	1425	1428	1446		1455		1516			1525	1528	1546			1555		
Foxton (FXN)	d		1435										1535					
Shepreth (STH)	d		1437										1537					
Meldreth (MEL)	d		1441										1541					
Royston (RYS)	d	1437	1446			1507					1537	1546				1607		
Ashwell & Morden (AWM)	d	1442				1512					1542					1612		
Baldock (BDK)	d	1447	1454			1517					1547	1554				1617		
Letchworth Garden City (LET)	d	1450	1457			1520			1527		1550	1557				1620		
Peterborough (PBO)	8 d			1423		1505	1510			1453				1523	1547		1604	1610
Huntingdon (HUN)	d			1440c						1510c				1540c				
St Neots (SNO)	d			1448						1518				1548				
Sandy (SDY)	d			1455						1525				1555				
Biggleswade (BIW)	d			1500						1530				1600				
Arlesey (ARL)	d			1505						1535				1605				
Hitchin (HIT)	4 d	1455	1503		1511	1525				1533	1541	1555	1603		1611	1625		
Stevenage (SVG)	4 d	1501	1509		1517	1531				1539	1547	1601	1609		1617	1631		
Knebworth (KBW)	d		1512							1542			1612					
Welwyn North (WLW)	d		1516							1546			1616					
Welwyn Garden City (WGC)	4 d		1522							1552			1622					
Hatfield (HAT)	d		1526							1556			1626					
Potters Bar (PBR)	d		1532							1602			1632					
Alexandra Palace (AAP)	d		1541							1611			1641					
Finsbury Park (FPK)	⌚ a	1521	1545		1536	1551				1615	1606	1621	1645		1636	1651		
Finsbury Park (FPK)	⌚ d	1522	1546		1537	1552				1616	1607	1622	1646		1637	1652		
London Kings Cross (KGX)	⌚ 15 a		1552	1532			1553	1602	1603	1624			1652	1632		1638	1653	1702
St Pancras International (STP)	⌚ 15 a	1529			1544	1559					1614	1629			1644	1659		
Farringdon (ZFD)	⌚ 3 a	1534			1549	1604					1619	1634			1649	1704		
City Thameslink (CTK)	⌚ 3 a	1536			1551	1606					1621	1636			1651	1706		
London Blackfriars (BFR)	⌚ 3 a	1538			1553	1608					1623	1638			1653	1708		
London Bridge (LBG)	⌚ 4 a	1544			1559	1614					1629	1644			1659	1714		
East Croydon (ECR)	⌚ a	1558			1615	1628					1645	1658			1715	1728		
Redhill (RDH)	a				1635						1705				1735			
Gatwick Airport (GTW)	⌚ 10 a	1614			1646	1644					1716	1714			1746	1744		
Horsham (HRH)	⌚ 4 a				1710						1740				1810			
Brighton (BTN)	⌚ 10 a	1648				1718						1748				1818		

**NOTES** (see introductory pages for explanation of train operator codes and standard symbols)

- a Arrival time
- d Departure time
- c Arrives 3 minutes earlier

# Kings Lynn, Ely, Cambridge, Peterborough and Stevenage to London, East Croydon, Gatwick Airport, Horsham and Brighton

## Saturdays

Operator 1st Class/Reservations/Bus/Ferry Catering facilities	GN □	GN □	TL □	GR □ ⊗	TL □	GN □	GN □	TL □	TL □	GR □ ⊗	GR □ ⊗	GN □	GN □	TL □	TL □	GN □	GN □	TL □
Kings Lynn (KLN)	d						1545										1645	
Watlington (WTG)	d						1552										1652	
Downham Market (DOW)	d						1559										1659	
Littleport (LTP)	d						1608										1708	
Ely (ELY)	<b>4</b> a						1616										1716	
Ely (ELY)	<b>4</b> d	1551					1617					1651					1717	
Waterbeach (WBC)	d	1601					1626					1701					1726	
Cambridge North (CMB)	d	1606					1631					1706					1731	
Cambridge (CBG)	a	1611					1636					1711					1736	
Cambridge (CBG)	d	1612				1621	1624	1642		1651		1712			1721	1724	1742	
Cambridge South (CMS)	d	1616				1625	1628	1646		1655		1716			1725	1728	1746	
Foxton (FXN)	d						1635										1735	
Shepreth (STH)	d						1637										1737	
Meldreth (MEL)	d						1641										1741	
Royston (RYS)	d					1637	1646			1707					1737	1746		
Ashwell & Morden (AWM)	d					1642				1712					1742			
Baldock (BDK)	d					1647	1654			1717					1747	1754		
Letchworth Garden City (LET)	d		1627			1650	1657			1720			1727		1750	1757		
Peterborough (PBO)	<b>8</b> d			1553	1617			1623		1704	1710			1653				1723
Huntingdon (HUN)	d			1610c				1640c						1710c				1740c
St Neots (SNO)	d			1618				1648						1718				1748
Sandy (SDY)	d			1625				1655						1725				1755
Biggleswade (BIW)	d			1630				1700						1730				1800
Arlesey (ARL)	d			1635				1705						1735				1805
Hitchin (HIT)	<b>4</b> d		1633	1641		1655	1703		1711	1725				1733	1741	1755	1803	1811
Stevenage (SVG)	<b>4</b> d		1639	1647		1701	1709		1717	1731				1739	1747	1801	1809	1817
Knebworth (KBW)	d		1642				1712							1742			1812	
Welwyn North (WLW)	d		1646				1716							1746			1816	
Welwyn Garden City (WGC)	<b>4</b> d		1652				1722							1752			1822	
Hatfield (HAT)	d		1656				1726							1756			1826	
Potters Bar (PBR)	d		1702				1732							1802			1832	
Alexandra Palace (AAP)	d		1711				1741							1811			1841	
Finsbury Park (FPK)	<b>⊕</b> a		1715	1706		1721	1745		1736	1751				1815	1806	1821	1845	1836
Finsbury Park (FPK)	<b>⊕</b> d		1716	1707		1722	1746		1737	1752				1816	1807	1822	1846	1837
London Kings Cross (KGX)	<b>⊕</b> <b>15</b> a	1702	1722		1716		1752	1732		1752	1801	1802	1822				1852	1832
St Pancras International (STP)	<b>⊕</b> <b>⊕</b> <b>15</b> a			1714		1729			1744	1759				1814	1829			1844
Farringdon (ZFD)	<b>⊕</b> <b>3</b> a			1719		1734			1749	1804				1819	1834			1849
City Thameslink (CTK)	<b>3</b> a			1721		1736			1751	1806				1821	1836			1851
London Blackfriars (BFR)	<b>⊕</b> <b>3</b> a			1723		1738			1753	1808				1823	1838			1853
London Bridge (LBG)	<b>⊕</b> <b>4</b> a			1729		1744			1759	1814				1829	1844			1859
East Croydon (ECR)	<b>⊕</b> a			1745		1758			1815	1828				1845	1858			1915
Redhill (RDH)	a			1805					1835					1905				1934
Gatwick Airport (GTW)	<b>↔</b> <b>10</b> a			1816		1814			1846	1844				1916	1914			1946
Horsham (HRH)	<b>4</b> a			1840					1910					1940				2010
Brighton (BTN)	<b>10</b> a					1848				1918					1948			

**NOTES** (see introductory pages for explanation of train operator codes and standard symbols)

- a Arrival time
- d Departure time
- c Arrives 3 minutes earlier

# Kings Lynn, Ely, Cambridge, Peterborough and Stevenage to London, East Croydon, Gatwick Airport, Horsham and Brighton

## Saturdays

Operator 1st Class/Reservations/Bus/Ferry Catering facilities	GR 1R X	GC 1R CP	TL 1	GR 1R X	GR 1R X	GN 1	GN 1	TL 1	TL 1	GN 1	GN 1	TL 1	TL 1	GR 1R X	GR 1R X	GN 1	GN 1	TL 1
Kings Lynn (KLN)	d												1745					1817
Watlington (WTG)	d												1752					1824
Downham Market (DOW)	d												1759					1831
Littleport (LTP)	d												1808					1842
Ely (ELY)	4 a												1816					1851
Ely (ELY)	4 d												1817					1852
Waterbeach (WBC)	d						1747						1817					1852
Cambridge North (CMB)	d						1757						1826					1901
Cambridge (CBG)	a						1802						1831					1906
Cambridge (CBG)	a						1807						1836					1911
Cambridge (CBG)	d			1751			1810			1821	1824	1842		1851				1913
Cambridge South (CMS)	d			1755			1814			1825	1828	1846		1855				1916
Foxton (FXN)	d												1835					
Shepreth (STH)	d												1837					
Meldreth (MEL)	d												1841					
Royston (RYS)	d			1807						1837	1846			1907				
Ashwell & Morden (AWM)	d			1812						1842				1912				
Baldock (BDK)	d			1817						1847	1854			1917				
Letchworth Garden City (LET)	d			1820				1827		1850	1857			1920				1927
Peterborough (PBO)	8 d	1750	1753		1804	1810			1754					1823	1905	1910		1850
Huntingdon (HUN)	d								1810					1840c				1908e
St Neots (SNO)	d								1818					1848				1916
Sandy (SDY)	d								1825					1855				1923
Biggleswade (BIW)	d								1830					1900				1928
Arlesey (ARL)	d								1835					1905				1933
Hitchin (HIT)	4 d			1825					1833	1841	1855	1903		1911	1925			1933
Stevenage (SVG)	4 d			1831					1839	1847	1901	1909		1917	1931			1939
Knebworth (KBW)	d								1842					1912				1942
Welwyn North (WLW)	d								1846					1916				1946
Welwyn Garden City (WGC)	4 d								1852					1922				1952
Hatfield (HAT)	d								1856					1926				1956
Potters Bar (PBR)	d								1902					1932				2002
Alexandra Palace (AAP)	d								1911					1941				2011
Finsbury Park (FPK)	a			1851					1915	1906	1921	1945		1936	1951			2015
Finsbury Park (FPK)	a			1852					1916	1907	1922	1946		1937	1952			2016
London Kings Cross (KGX)	15 a	1838	1844		1852	1901	1902	1924		1907	1922	1946	1952	1932		1953	2002	2003
St Pancras International (STP)	15 a			1859					1914	1929				1944	1959			2014
Farringdon (ZFD)	3 a			1904					1919	1934				1949	2004			2019
City Thameslink (CTK)	3 a			1906					1921	1936				1951	2006			2021
London Blackfriars (BFR)	3 a			1908					1923	1938				1953	2008			2023
London Bridge (LBG)	4 a			1914					1929	1944				1959	2014			2029
East Croydon (ECR)	a			1928					1945	1958				2015	2028			2045
Redhill (RDH)	a								2005					2035				2105
Gatwick Airport (GTW)	10 a			1944					2016	2014				2046	2044			2116
Horsham (HRH)	4 a								2040					2110				2140
Brighton (BTN)	10 a			2018						2048					2118			

**NOTES** (see introductory pages for explanation of train operator codes and standard symbols)

- a Arrival time
- d Departure time
- c Arrives 3 minutes earlier
- e Arrives 4 minutes earlier

# Kings Lynn, Ely, Cambridge, Peterborough and Stevenage to London, East Croydon, Gatwick Airport, Horsham and Brighton

## Saturdays

Operator 1st Class/Reservations/Bus/Ferry Catering facilities	GR 1R X	GN 1	GN 1	TL 1	GR 1R X	TL 1	GR 1R X	GR 1R X	GN 1	GN 1	TL 1	GN 1	GN 1	TL 1	TL 1	GR 1R X	GR 1R X	GN 1
Kings Lynn (KLN)	d		1845						1919				1949					2017
Watlington (WTG)	d		1852						1926				1956					2024
Downham Market (DOW)	d		1859						1933				2003					2031
Littleport (LTP)	d		1908						1942				2012					2040
Ely (ELY)	4 a		1916						1951				2020					2051
Ely (ELY)	4 d		1917						1952				2021					2051
Waterbeach (WBC)	d		1926						2001				2030					2101
Cambridge North (CMB)	d		1931						2006				2035					2106
Cambridge (CBG)	a		1936						2011				2040					2111
Cambridge (CBG)	d		1921	1942		1951			2013			2024	2042		2051			2112
Cambridge South (CMS)	d		1925	1946		1955			2016			2028	2046		2055			2116
Foxton (FXN)	d		1932									2035						
Shepreth (STH)	d		1934									2037						
Meldreth (MEL)	d		1938									2041						
Royston (RYS)	d		1944			2007						2046			2107			
Ashwell & Morden (AWM)	d		1949			2012						2050			2112			
Baldock (BDK)	d		1954			2017						2055			2117			
Letchworth Garden City (LET)	d		1957			2020				2027		2058			2120			
Peterborough (PBO)	8 d	1919			1923	1947		2003	2011			1953			2023		2104	2110
Huntingdon (HUN)	d			1940c								2010c			2040c			
St Neots (SNO)	d			1948								2018			2048			
Sandy (SDY)	d			1955								2025			2055			
Biggleswade (BIW)	d			2000								2030			2100			
Arlesey (ARL)	d			2005								2035			2105			
Hitchin (HIT)	4 d		2003		2011		2025				2033	2041	2103		2111	2125		
Stevenage (SVG)	4 d		2009		2017		2031				2039	2047	2109		2117	2131		
Knebworth (KBW)	d		2012								2042		2112					
Welwyn North (WLW)	d		2016								2046		2116					
Welwyn Garden City (WGC)	4 d		2022								2052		2122					
Hatfield (HAT)	d		2026								2056		2126					
Potters Bar (PBR)	d		2032								2102		2132					
Alexandra Palace (AAP)	d		2041								2111		2141					
Finsbury Park (FPK)	a		2045		2036		2050				2115	2106	2145		2136	2151		
Finsbury Park (FPK)	d		2046		2037		2052				2116	2107	2146		2137	2152		
London Kings Cross (KGX)	15 a	2017	2052	2032		2038		2052	2101	2102	2122		2152	2132		2152	2201	2202
St Pancras International (STP)	15 a			2044		2059						2114			2144	2159		
Farringdon (ZFD)	3 a			2049		2104						2119			2149	2204		
City Thameslink (CTK)	3 a			2051														
London Blackfriars (BFR)	3 a			2053		2108						2123			2153	2208		
London Bridge (LBG)	4 a			2059		2114						2129			2159	2214		
East Croydon (ECR)	a			2115		2128						2145			2215	2228		
Redhill (RDH)	a			2135								2205			2235			
Gatwick Airport (GTW)	10 a			2146		2144						2216			2246	2244		
Horsham (HRH)	4 a			2210								2240			2310			
Brighton (BTN)	10 a					2218									2318			

**NOTES** (see introductory pages for explanation of train operator codes and standard symbols)

- a Arrival time
- d Departure time
- c Arrives 3 minutes earlier

# Kings Lynn, Ely, Cambridge, Peterborough and Stevenage to London, East Croydon, Gatwick Airport, Horsham and Brighton

## Saturdays


Operator 1st Class/Reservations/Bus/Ferry Catering facilities	GN ⏏	TL ⏏	GN ⏏	GN ⏏	TL ⏏	GR ⏏ ⏏ ⏏	TL ⏏	GN ⏏	GN ⏏	TL ⏏	GN ⏏	GN ⏏	TL ⏏	GR ⏏ ⏏ ⏏	TL ⏏	GN ⏏	GN ⏏	TL ⏏
Kings Lynn (KLN)	d			2049				2117				2149						
Watlington (WTG)	d			2056				2124				2156						
Downham Market (DOW)	d			2103				2131				2203						
Littleport (LTP)	d			2112				2140				2212						
Ely (ELY)	<b>4</b> a			2120				2151				2220						
Ely (ELY)	<b>4</b> d			2121				2151				2221					2248	
Waterbeach (WBC)	d			2130				2201				2230					2258	
Cambridge North (CMB)	d			2135				2206				2235					2303	
Cambridge (CBG)	a			2140				2211				2240					2308	
Cambridge (CBG)	d			2121	2142			2151	2212			2221	2242			2251		2312
Cambridge South (CMS)	d			2125	2146			2155	2216			2225	2246			2255		2316
Foxton (FXN)	d			2132								2232						
Shepreth (STH)	d			2134								2234						
Meldreth (MEL)	d			2138								2238						
Royston (RYS)	d			2144				2207				2244				2307		2328
Ashwell & Morden (AWM)	d			2149				2212				2249				2312		
Baldock (BDK)	d			2154				2217				2254				2317		
Letchworth Garden City (LET)	d	2127		2157				2220		2227		2257				2320	2327	2338
Peterborough (PBO)	<b>8</b> d		2053			2123	2152				2155			2225	2252			2257
Huntingdon (HUN)	d		2110c			2140c					2210			2240				2312
St Neots (SNO)	d		2118			2148					2218			2248				2319
Sandy (SDY)	d		2125			2155					2225			2255				2327
Biggleswade (BIW)	d		2130			2200					2230			2300				2331
Arlesey (ARL)	d		2135			2205					2235			2305				2336
Hitchin (HIT)	<b>4</b> d	2133	2141	2203		2211		2225		2233	2241	2303		2311		2325	2333	2345
Stevenage (SVG)	<b>4</b> d	2139	2147	2209		2217	2219s	2231		2239	2247	2309		2317		2331	2339	2351
Knebworth (KBW)	d	2142		2212						2243		2312					2342	
Welwyn North (WLW)	d	2146		2216						2246		2316					2346	
Welwyn Garden City (WGC)	<b>4</b> d	2152		2222						2252		2322					2352	
Hatfield (HAT)	d	2156		2226						2256		2326					2356	
Potters Bar (PBR)	d	2202		2232						2302		2332					0002	
Alexandra Palace (AAP)	d	2211		2241						2311		2341					0011	
Finsbury Park (FPK)	<b>⊕</b> a	2215	2206	2245		2236		2251		2315	2305	2345		2335		2351	0015	0010
Finsbury Park (FPK)	<b>⊕</b> d	2216	2207	2246		2237		2252		2316	2307	2346		2337		2352	0016	0011
London Kings Cross (KGX)	<b>⊕</b> <b>15</b> a	2222		2252	2232		2247		2302	2322		2352	2332	2343	2355	2358	0025	0008 0017
St Pancras International (STP)	<b>⊕</b> <b>⊕</b> <b>15</b> a		2214			2244		2259			2314							
Farringdon (ZFD)	<b>⊕</b> <b>3</b> a		2219			2249		2304			2319							
City Thameslink (CTK)	<b>3</b> a																	
London Blackfriars (BFR)	<b>⊕</b> <b>3</b> a		2223			2253		2308			2323							
London Bridge (LBG)	<b>⊕</b> <b>4</b> a		2229			2259		2314			2329							
East Croydon (ECR)	<b>⊕</b> a		2245			2316		2328			2346							
Redhill (RDH)	a		2305			2332					0002							
Gatwick Airport (GTW)	<b>⊕</b> <b>10</b> a		2318			2344		2349			0016							
Horsham (HRH)	<b>4</b> a		2342			0008					0040							
Brighton (BTN)	<b>10</b> a							0022										

**NOTES** (see introductory pages for explanation of train operator codes and standard symbols)

- a Arrival time
- d Departure time
- s Stops to set down only
- c Arrives 3 minutes earlier

# Kings Lynn, Ely, Cambridge, Peterborough and Stevenage to London, East Croydon, Gatwick Airport, Horsham and Brighton

## Saturdays

Operator 1st Class/Reservations/Bus/Ferry	TL □	GN □	GN □
Kings Lynn (KLN)	d		2249
Watlington (WTG)	d		2256
Downham Market (DOW)	d		2303
Littleport (LTP)	d		2312
Ely (ELY)	<b>4</b> a		2320
Ely (ELY)	<b>4</b> d		2321
Waterbeach (WBC)	d		2330
Cambridge North (CMB)	d		2335
Cambridge (CBG)	a		2340
Cambridge (CBG)	d	2331	2351
Cambridge South (CMS)	d	2335	2355
Foxton (FXN)	d	2342	
Shepreth (STH)	d	2344	
Meldreth (MEL)	d	2348	
Royston (RYS)	d	2353	0007
Ashwell & Morden (AWM)	d	2357	0012
Baldock (BDK)	d	0002	0017
Letchworth Garden City (LET)	d	0006	0020
Peterborough (PBO)	<b>8</b> d	2318	
Huntingdon (HUN)	d	2334	
St Neots (SNO)	d	2341	
Sandy (SDY)	d	2349	
Biggleswade (BIW)	d	2353	
Arlesey (ARL)	d	2358	
Hitchin (HIT)	<b>4</b> d	0007	0011 0025
Stevenage (SVG)	<b>4</b> d	0013	0017 0031
Knebworth (KBW)	d	0020	
Welwyn North (WLW)	d	0024	
Welwyn Garden City (WGC)	<b>4</b> d	0028	
Hatfield (HAT)	d	0032	
Potters Bar (PBR)	d	0038	
Alexandra Palace (AAP)	d	0046	
Finsbury Park (FPK)	⊖ a	0036	0050 0055
Finsbury Park (FPK)	⊖ d	0037	0050 0056
London Kings Cross (KGX)	⊖ <b>15</b> a	0046	0058 0104
St Pancras International (STP)	⊕ ⊖ <b>15</b> a		
Farringdon (ZFD)	⊖ <b>3</b> a		
City Thameslink (CTK)	<b>3</b> a		
London Blackfriars (BFR)	⊖ <b>3</b> a		
London Bridge (LBG)	⊖ <b>4</b> a		
East Croydon (ECR)	 a		
Redhill (RDH)	a		
Gatwick Airport (GTW)	← <b>10</b> a		
Horsham (HRH)	<b>4</b> a		
Brighton (BTN)	<b>10</b> a		

**NOTES** (see introductory pages for explanation of train operator codes and standard symbols)

a Arrival time  
d Departure time

# Kings Lynn, Ely, Cambridge, Peterborough and Stevenage to London, East Croydon, Gatwick Airport, Horsham and Brighton

## Sundays

Operator	TL	TL	TL	TL	GN	TL	TL	TL	TL	GN	GN	TL	TL	TL	TL		TL	GN
Days of operation/Notes	A	A	A	A	A	A	A	A	A	A	A	A	A	A	A		B	B
1st Class/Reservations/Bus/Ferry																		
Kings Lynn (KLN)	d																	
Watlington (WTG)	d																	
Downham Market (DOW)	d																	
Littleport (LTP)	d																	
Ely (ELY)	4 a																	
Ely (ELY)	4 d																	
Waterbeach (WBC)	d																	
Cambridge North (CMB)	d																	
Cambridge (CBG)	a																	
Cambridge (CBG)	d				0631					0651	0723							0631
Cambridge South (CMS)	d				0635					0655	0727							0635
Foxton (FXN)	d									0702								
Shepreth (STH)	d									0704								
Meldreth (MEL)	d									0708								
Royston (RYS)	d				0647					0714	0739							0647
Ashwell & Morden (AWM)	d				0652					0719	0744							0652
Baldock (BDK)	d				0657					0724	0749							0657
Letchworth Garden City (LET)	d				0700					0727	0752							0700
Peterborough (PBO)	8 d	0355					0453						0551			0743		0543
Huntingdon (HUN)	d	0435a	0440				0533a	0538					0631a	0636		0758		0558
St Neots (SNO)	d		0510a	0515				0608a	0613					0706a	0711	0806		0606
Sandy (SDY)	d			0535					0633						0731	0813		0614
Biggleswade (BIW)	d			0545					0643						0741	0818		0618
Arlesey (ARL)	d			0605					0703						0801	0823		0623
Hitchin (HIT)	4 d			0623a	0633	0706			0721a	0731	0735	0757			0819a	0829		0633 0706
Stevenage (SVG)	4 d				0639	0712				0737	0741	0803				0835		0639 0712
Knebworth (KBW)	d				0642						0744							0642
Welwyn North (WLW)	d				0646						0748							0646
Welwyn Garden City (WGC)	4 d				0652	0722					0753							0652 0722
Hatfield (HAT)	d				0656	0726					0757							0656 0726
Potters Bar (PBR)	d				0702	0732					0803							0702 0732
Alexandra Palace (AAP)	d				0711	0741					0812							0711 0741
Finsbury Park (FPK)	⊕ a				0715	0745				0800	0816	0823				0856		0715 0745
Finsbury Park (FPK)	⊖ d				0716	0746				0801	0817	0824				0857		0716 0746
London Kings Cross (KGX)	⊖ 15 a				0724	0754				0809	0823	0830				0903		0724 0754
St Pancras International (STP)	⊕ 15 a																	
Farringdon (ZFD)	⊖ 3 a																	
City Thameslink (CTK)	3 a																	
London Blackfriars (BFR)	⊖ 3 a																	
London Bridge (LBG)	⊖ 4 a																	
East Croydon (ECR)		a																
Redhill (RDH)	a																	
Gatwick Airport (GTW)	← 10 a																	
Horsham (HRH)	4 a																	
Brighton (BTN)	10 a																	

**NOTES** (see introductory pages for explanation of train operator codes and standard symbols)

a Arrival time  
d Departure time

A Runs from 22 February to 29 March  
B Runs until 15 February and from 5 April



# Kings Lynn, Ely, Cambridge, Peterborough and Stevenage to London, East Croydon, Gatwick Airport, Horsham and Brighton

## Sundays

Operator	TL	GN	GN	TL		GN	TL	GN	GN	GR	TL	GN	GN	TL	GN	GN	GR	TL
Days of operation/Notes	B	B	B	B						1R							1R	
1st Class/Reservations/Bus/Ferry										1R							1R	
Catering facilities										1R							1R	
Kings Lynn (KLN)	d							0745							0845			
Watlington (WTG)	d							0752							0852			
Downham Market (DOW)	d							0759							0859			
Littleport (LTP)	d							0808							0908			
Ely (ELY)	4 a							0816							0916			
Ely (ELY)	4 d							0817							0917			
Waterbeach (WBC)	d							0826							0926			
Cambridge North (CMB)	d							0831							0931			
Cambridge (CBG)	a							0836							0936			
Cambridge (CBG)	d		0651	0723		0751	0823	0842				0851		0923	0942			
Cambridge South (CMS)	d		0655	0727		0755	0827	0846				0855		0927	0946			
Foxton (FXN)	d		0702			0802						0902						
Shepreth (STH)	d		0704			0804						0904						
Meldreth (MEL)	d		0708			0808						0908						
Royston (RYS)	d		0714	0739		0814	0839		0844			0914		0939				
Ashwell & Morden (AWM)	d		0719	0744		0819	0844		0849			0919		0944				
Baldock (BDK)	d		0724	0749		0824	0849		0854			0924		0949				
Letchworth Garden City (LET)	d		0727	0752		0827	0852		0857			0927		0952		0957		
Peterborough (PBO)	8 d	0643			0743					0906	0843		0900				0949	0943
Huntingdon (HUN)	d	0658			0758						0858		0918c					0958
St Neots (SNO)	d	0706			0806						0906		0926					1006
Sandy (SDY)	d	0714			0813						0913							1013
Biggleswade (BIW)	d	0718			0818						0918		0938					1018
Arlesey (ARL)	d	0723			0823						0923							1023
Hitchin (HIT)	4 d	0731	0735	0757	0829	0833	0857		0903		0929	0933		0957		1003		1029
Stevenage (SVG)	4 d	0737	0741	0803	0835	0839	0903		0909		0935	0939	0952	1003		1009		1035
Knebworth (KBW)	d		0744			0842			0912			0942				1012		
Welwyn North (WLW)	d		0748			0846			0916			0946				1016		
Welwyn Garden City (WGC)	4 d		0753			0852			0922			0952				1022		
Hatfield (HAT)	d		0757			0856			0926			0956				1026		
Potters Bar (PBR)	d		0803			0902			0932			1002				1032		
Alexandra Palace (AAP)	d		0812			0911			0941			1011				1041		
Finsbury Park (FPK)	a	0800	0816	0823	0856	0915	0923		0945		0955	1015		1023		1045		1056
Finsbury Park (FPK)	a	0801	0817	0824	0857	0916	0926		0946		0957	1016		1026		1046		1057
London Kings Cross (KGX)	15 a	0809	0823	0830	0903	0922		0933	0952	0955	1003	1022	1016		1033	1052	1039	1103
St Pancras International (STP)	15 a						0934							1034				
Farringdon (ZFD)	3 a						0939							1039				
City Thameslink (CTK)	3 a																	
London Blackfriars (BFR)	3 a						0943							1043				
London Bridge (LBG)	4 a						0950							1050				
East Croydon (ECR)	a						1005							1105				
Redhill (RDH)	a																	
Gatwick Airport (GTW)	10 a						1020							1120				
Horsham (HRH)	4 a																	
Brighton (BTN)	10 a						1053							1153				

**NOTES** (see introductory pages for explanation of train operator codes and standard symbols)

- a Arrival time  
d Departure time  
c Arrives 4 minutes earlier

**B** Runs until 15 February and from 5 April

# Kings Lynn, Ely, Cambridge, Peterborough and Stevenage to London, East Croydon, Gatwick Airport, Horsham and Brighton

## Sundays

Operator 1st Class/Reservations/Bus/Ferry Catering facilities	GR 1R X	GR 1R X	GN 1	GN 1	GR 1R X	TL 1	GN 1	GN 1	TL 1	GR 1R X	GR 1R X	GN 1	GN 1	TL 1	GN 1	GR 1R X	GR 1R X	TL 1
Kings Lynn (KLN)	d						0945								1045			
Watlington (WTG)	d						0952								1052			
Downham Market (DOW)	d						0959								1059			
Littleport (LTP)	d						1008								1108			
Ely (ELY)	4 a						1016								1116			
Ely (ELY)	4 d						1017								1117			
Waterbeach (WBC)	d						1026								1126			
Cambridge North (CMB)	d						1031								1131			
Cambridge (CBG)	a						1036								1136			
Cambridge (CBG)	d			0951		1023	1042					1051		1123	1142			
Cambridge South (CMS)	d			0955		1027	1046					1055		1127	1146			
Foxton (FXN)	d			1002								1102						
Shepreth (STH)	d			1004								1104						
Meldreth (MEL)	d			1008								1108						
Royston (RYS)	d			1014		1039						1114		1139				
Ashwell & Morden (AWM)	d			1019		1044						1119		1144				
Baldock (BDK)	d			1024		1049						1124		1149				
Letchworth Garden City (LET)	d			1027		1052		1057				1127		1152				
Peterborough (PBO)	8 d	1005	1009		1000	1024			1043	1105	1109		1100			1149	1204	1143
Huntingdon (HUN)	d				1018c				1058				1118c					1158
St Neots (SNO)	d				1026				1106				1126					1206
Sandy (SDY)	d								1113									1213
Biggleswade (BIW)	d				1038				1118				1138					1218
Arlesey (ARL)	d								1123									1223
Hitchin (HIT)	4 d			1033		1057		1103	1129			1133		1157				1229
Stevenage (SVG)	4 d			1039	1052	1103		1109	1135			1139	1152	1203				1235
Knebworth (KBW)	d			1042				1112				1142						
Welwyn North (WLW)	d			1046				1116				1146						
Welwyn Garden City (WGC)	4 d			1052				1122				1152						
Hatfield (HAT)	d			1056				1126				1156						
Potters Bar (PBR)	d			1102				1132				1202						
Alexandra Palace (AAP)	d			1111				1141				1211						
Finsbury Park (FPK)	a			1115		1123	1145	1156				1215		1223				1255
Finsbury Park (FPK)	a			1116		1126	1146	1157				1216		1226				1256
London Kings Cross (KGX)	15 a	1054	1058	1122	1115	1113	1133	1152	1203	1155	1159	1222	1216		1234	1239	1253	1302
St Pancras International (STP)	15 a						1134							1234				
Farringdon (ZFD)	3 a						1139							1239				
City Thameslink (CTK)	3 a																	
London Blackfriars (BFR)	3 a					1143								1243				
London Bridge (LBG)	4 a					1150								1250				
East Croydon (ECR)	a					1205								1305				
Redhill (RDH)	a																	
Gatwick Airport (GTW)	10 a					1220								1320				
Horsham (HRH)	4 a																	
Brighton (BTN)	10 a					1253								1353				

**NOTES** (see introductory pages for explanation of train operator codes and standard symbols)

- a Arrival time
- d Departure time
- c Arrives 4 minutes earlier

# Kings Lynn, Ely, Cambridge, Peterborough and Stevenage to London, East Croydon, Gatwick Airport, Horsham and Brighton

## Sundays

Operator 1st Class/Reservations/Bus/Ferry Catering facilities	GR 1R X	GR 1R X	GN 1	TL 1	GN 1	GR 1R X	TL 1	GR 1R X	GN 1	TL 1	GN 1	GR 1R X	TL 1	GN 1	GR 1R X	TL 1	GN 1	GR 1R X	TL 1
Kings Lynn (KLN)	d				1145						1245								
Watlington (WTG)	d				1152						1252								
Downham Market (DOW)	d				1159						1259								
Littleport (LTP)	d				1208						1308								
Ely (ELY)	4 a				1216						1316								
Ely (ELY)	4 d				1217						1317								
Waterbeach (WBC)	d				1226						1326								
Cambridge North (CMB)	d				1231						1331								
Cambridge (CBG)	a				1236						1336								
Cambridge (CBG)	d		1151	1223	1242				1251	1323	1342						1351	1423	
Cambridge South (CMS)	d		1155	1227	1246				1255	1327	1346						1355	1427	
Foxton (FXN)	d		1202						1302								1402		
Shepreth (STH)	d		1204						1304								1404		
Meldreth (MEL)	d		1208						1308								1408		
Royston (RYS)	d		1214	1239					1314	1339							1414	1439	
Ashwell & Morden (AWM)	d		1219	1244					1319	1344							1419	1444	
Baldock (BDK)	d		1224	1249					1324	1349							1424	1449	
Letchworth Garden City (LET)	d		1227	1252					1327	1352							1427	1452	
Peterborough (PBO)	8 d	1209	1219			1304	1243	1309				1349	1404	1343	1409	1417			
Huntingdon (HUN)	d						1258								1358				
St Neots (SNO)	d						1306								1406				
Sandy (SDY)	d						1313								1413				
Biggleswade (BIW)	d						1318								1418				
Arlesey (ARL)	d						1323								1423				
Hitchin (HIT)	4 d		1233	1257			1329		1333	1357					1429		1433	1457	
Stevenage (SVG)	4 d		1239	1303			1335		1339	1403					1435		1439	1503	
Knebworth (KBW)	d		1242						1342								1442		
Welwyn North (WLW)	d		1246						1346								1446		
Welwyn Garden City (WGC)	4 d		1252						1352								1452		
Hatfield (HAT)	d		1256						1356								1456		
Potters Bar (PBR)	d		1302						1402								1502		
Alexandra Palace (AAP)	d		1311						1411								1511		
Finsbury Park (FPK)	a		1315	1323			1356		1415	1423					1456		1515	1523	
Finsbury Park (FPK)	d		1316	1326			1357		1416	1426					1457		1516	1526	
London Kings Cross (KGX)	15 a	1259	1313	1322		1333	1353	1403	1359	1422		1433	1440	1453	1503	1459	1513	1522	
St Pancras International (STP)	15 a			1334							1434							1534	
Farringdon (ZFD)	3 a			1339							1439							1539	
City Thameslink (CTK)	3 a																		
London Blackfriars (BFR)	3 a			1343							1443							1543	
London Bridge (LBG)	4 a			1350							1451							1551	
East Croydon (ECR)	a			1405							1505							1605	
Redhill (RDH)	a																		
Gatwick Airport (GTW)	10 a			1420							1520							1620	
Horsham (HRH)	4 a																		
Brighton (BTN)	10 a			1453							1553							1653	

**NOTES** (see introductory pages for explanation of train operator codes and standard symbols)

a Arrival time  
d Departure time

# Kings Lynn, Ely, Cambridge, Peterborough and Stevenage to London, East Croydon, Gatwick Airport, Horsham and Brighton

## Sundays

Operator 1st Class/Reservations/Bus/Ferry Catering facilities	GN 1	GR 1R 1	TL 1	GR 1R 1	GN 1	TL 1	GN 1	GR 1R 1	GR 1R 1	TL 1	GR 1R 1	GR 1R 1	GN 1	HT 1R 1	TL 1	GN 1	GR 1R 1	TL 1
Kings Lynn (KLN)	d	1345					1445									1545		
Watlington (WTG)	d	1352					1452									1552		
Downham Market (DOW)	d	1359					1459									1559		
Littleport (LTP)	d	1408					1508									1608		
Ely (ELY)	4 a	1416					1516									1616		
Ely (ELY)	4 d	1417					1517									1617		
Waterbeach (WBC)	d	1426					1526									1626		
Cambridge North (CMB)	d	1431					1531									1631		
Cambridge (CBG)	a	1436					1536									1636		
Cambridge (CBG)	d	1442				1451	1523	1542					1551		1623	1642		
Cambridge South (CMS)	d	1446				1455	1527	1546					1555		1627	1646		
Foxton (FXN)	d					1502							1602					
Shepreth (STH)	d					1504							1604					
Meldreth (MEL)	d					1508							1608					
Royston (RYS)	d					1514	1539						1614		1639			
Ashwell & Morden (AWM)	d					1519	1544						1619		1644			
Baldock (BDK)	d					1524	1549						1624		1649			
Letchworth Garden City (LET)	d					1527	1552						1627		1652			
Peterborough (PBO)	8 d		1504	1443	1509				1549	1605	1543	1610	1619				1704	1643
Huntingdon (HUN)	d			1458							1558							1658
St Neots (SNO)	d			1506							1606							1706
Sandy (SDY)	d			1513							1613							1713
Biggleswade (BIW)	d			1518							1618							1718
Arlesey (ARL)	d			1523							1623							1723
Hitchin (HIT)	4 d			1529		1533	1557				1629			1633		1657		1729
Stevenage (SVG)	4 d			1535		1539	1603				1635			1639	1652	1703		1735
Knebworth (KBW)	d					1542								1642				
Welwyn North (WLW)	d					1546								1646				
Welwyn Garden City (WGC)	4 d					1552								1652				
Hatfield (HAT)	d					1556								1656				
Potters Bar (PBR)	d					1602								1702				
Alexandra Palace (AAP)	d					1611								1711				
Finsbury Park (FPK)	a			1556		1615	1623				1656			1715		1723		1756
Finsbury Park (FPK)	a			1557		1616	1626				1657			1716		1726		1757
London Kings Cross (KGX)	15 a	1534	1553	1603	1559	1622		1634	1638	1654	1703	1700	1713	1722	1714	1735	1752	1803
St Pancras International (STP)	15 a						1634									1734		
Farringdon (ZFD)	3 a						1639									1739		
City Thameslink (CTK)	3 a																	
London Blackfriars (BFR)	3 a						1643									1743		
London Bridge (LBG)	4 a						1651									1751		
East Croydon (ECR)	a						1705									1805		
Redhill (RDH)	a																	
Gatwick Airport (GTW)	10 a						1720									1820		
Horsham (HRH)	4 a																	
Brighton (BTN)	10 a						1753									1853		

**NOTES** (see introductory pages for explanation of train operator codes and standard symbols)

a Arrival time  
d Departure time

# Kings Lynn, Ely, Cambridge, Peterborough and Stevenage to London, East Croydon, Gatwick Airport, Horsham and Brighton

## Sundays

Operator 1st Class/Reservations/Bus/Ferry Catering facilities	GR 1R X	GN 1	TL 1	GN 1	GR 1R X	GR 1R X	TL 1	GR 1R X	GN 1	GN 1	TL 1	GN 1	GR 1R X	TL 1	GR 1R X	GR 1R X	GN 1	TL 1
Kings Lynn (KLN)	d			1645						1710		1745						
Watlington (WTG)	d			1652						1717		1752						
Downham Market (DOW)	d			1659						1724		1759						
Littleport (LTP)	d			1708						1733		1808						
Ely (ELY)	4 a			1716						1741		1816						
Ely (ELY)	4 d			1717						1744		1817						
Waterbeach (WBC)	d			1726						1753		1826						
Cambridge North (CMB)	d			1731						1758		1831						
Cambridge (CBG)	a			1736						1803		1836						
Cambridge (CBG)	d		1651	1723	1742					1751	1805	1823	1842				1851	1923
Cambridge South (CMS)	d		1655	1727	1746					1755	1809	1827	1846				1855	1927
Foxton (FXN)	d		1702							1802							1902	
Shepreth (STH)	d		1704							1804							1904	
Meldreth (MEL)	d		1708							1808							1908	
Royston (RYS)	d		1714	1739						1814	1824e	1839					1914	1939
Ashwell & Morden (AWM)	d		1719	1744						1819		1844					1919	1944
Baldock (BDK)	d		1724	1749						1824		1849					1924	1949
Letchworth Garden City (LET)	d		1727	1752						1827	1834	1852					1927	1952
Peterborough (PBO)	8 d	1709				1748	1805	1743	1809					1904	1843	1909	1917	
Huntingdon (HUN)	d							1758							1858			
St Neots (SNO)	d							1806							1906			
Sandy (SDY)	d							1813							1913			
Biggleswade (BIW)	d							1818							1918			
Arlesey (ARL)	d							1823							1923			
Hitchin (HIT)	4 d		1733	1757				1829		1833		1857			1929			1933
Stevenage (SVG)	4 d		1739	1803				1835		1839		1903			1935			1939
Knebworth (KBW)	d		1742							1842								2003
Welwyn North (WLW)	d		1746							1846								1942
Welwyn Garden City (WGC)	4 d		1752							1852								1946
Hatfield (HAT)	d		1756							1856								1952
Potters Bar (PBR)	d		1802							1902								1956
Alexandra Palace (AAP)	d		1811							1911								2002
Finsbury Park (FPK)	a		1815	1823				1856		1915		1923			1955			2011
Finsbury Park (FPK)	a		1816	1826				1857		1916		1926			1957			2015
London Kings Cross (KGX)	15 a	1801	1822		1833	1839	1853	1903	1859	1922	1905	1926	1936	1952	2003	1959	2012	2023
St Pancras International (STP)	15 a			1834								1934						2016
Farringdon (ZFD)	3 a			1839								1939						2022
City Thameslink (CTK)	3 a																	2026
London Blackfriars (BFR)	3 a			1843								1943						2034
London Bridge (LBG)	4 a			1851								1951						2039
East Croydon (ECR)	a			1905								2005						2043
Redhill (RDH)	a																	2051
Gatwick Airport (GTW)	10 a			1920								2020						2105
Horsham (HRH)	4 a																	2120
Brighton (BTN)	10 a			1953								2053						2153

**NOTES** (see introductory pages for explanation of train operator codes and standard symbols)

- a Arrival time
- d Departure time
- e Arrives 3 minutes earlier

# Kings Lynn, Ely, Cambridge, Peterborough and Stevenage to London, East Croydon, Gatwick Airport, Horsham and Brighton

## Sundays

Operator 1st Class/Reservations/Bus/Ferry Catering facilities	GN 1	GR 1R 1	GR 1R 1	TL 1	GR 1R 1	GN 1	TL 1	GN 1	GR 1R 1	TL 1	GR 1R 1	GN 1	TL 1	GN 1	GR 1R 1	TL 1	GR 1R 1	GN 1
Kings Lynn (KLN)	d	1845						1945						2045				
Watlington (WTG)	d	1852						1952						2052				
Downham Market (DOW)	d	1859						1959						2059				
Littleport (LTP)	d	1908						2008						2108				
Ely (ELY)	4 a	1916						2016						2116				
Ely (ELY)	4 d	1917						2017						2117				
Waterbeach (WBC)	d	1926						2026						2126				
Cambridge North (CMB)	d	1931						2031						2131				
Cambridge (CBG)	a	1936						2036						2136				
Cambridge (CBG)	d	1942				1951	2023	2042				2051	2123	2142				2151
Cambridge South (CMS)	d	1946				1955	2027	2046				2055	2127	2146				2155
Foxton (FXN)	d					2002						2102						2202
Shepreth (STH)	d					2004						2104						2204
Meldreth (MEL)	d					2008						2108						2208
Royston (RYS)	d					2014	2039					2114	2140					2214
Ashwell & Morden (AWM)	d					2019	2044					2119	2145					2219
Baldock (BDK)	d					2024	2049					2124	2150					2224
Letchworth Garden City (LET)	d					2027	2052					2127	2153					2227
Peterborough (PBO)	8 d		1950	2005	1943	2010				2104	2043	2109				2150	2143	2220
Huntingdon (HUN)	d				1958						2058						2158	
St Neots (SNO)	d				2006						2106						2206	
Sandy (SDY)	d				2013						2113						2213	
Biggleswade (BIW)	d				2018						2118						2218	
Arlesey (ARL)	d				2023						2123						2223	
Hitchin (HIT)	4 d				2029		2033	2057			2129		2133	2158			2229	2233
Stevenage (SVG)	4 d				2035		2039	2103			2135		2139	2204		2218s	2235	2239
Knebworth (KBW)	d						2042						2142					2242
Welwyn North (WLW)	d						2046						2146					2246
Welwyn Garden City (WGC)	4 d						2052						2152					2252
Hatfield (HAT)	d						2056						2156					2256
Potters Bar (PBR)	d						2102						2202					2302
Alexandra Palace (AAP)	d						2111						2211					2311
Finsbury Park (FPK)	⊕ a				2055		2115	2123			2156		2215	2224			2256	2315
Finsbury Park (FPK)	⊕ d				2057		2116	2126			2157		2216	2226			2257	2316
London Kings Cross (KGX)	⊕ 15 a	2033	2039	2053	2103	2059	2122		2133	2152	2203	2159	2222		2233	2245	2303	2310
St Pancras International (STP)	⊕ 15 a							2134						2234				
Farringdon (ZFD)	⊕ 3 a							2139						2239				
City Thameslink (CTK)	⊕ 3 a																	
London Blackfriars (BFR)	⊕ 3 a							2143						2243				
London Bridge (LBG)	⊕ 4 a							2151						2251				
East Croydon (ECR)	⊕ a							2205						2305				
Redhill (RDH)	a																	
Gatwick Airport (GTW)	↔ 10 a							2220						2320				
Horsham (HRH)	4 a																	
Brighton (BTN)	10 a							2253						2353				

**NOTES** (see introductory pages for explanation of train operator codes and standard symbols)

- a Arrival time
- d Departure time
- s Stops to set down only

# Kings Lynn, Ely, Cambridge, Peterborough and Stevenage to London, East Croydon, Gatwick Airport, Horsham and Brighton

## Sundays

Operator 1st Class/Reservations/Bus/Ferry Catering facilities	GN I	GN I	GR I R X	GN I	TL I	GR I R X	GN I
Kings Lynn (KLN)	d	2145					2245
Watlington (WTG)	d	2152					2252
Downham Market (DOW)	d	2159					2259
Littleport (LTP)	d	2208					2308
Ely (ELY)	4 a	2216					2316
Ely (ELY)	4 d	2217					2317
Waterbeach (WBC)	d	2226					2326
Cambridge North (CMB)	d	2231					2331
Cambridge (CBG)	a	2236					2336
Cambridge (CBG)	d	2223	2242	2251			2342
Cambridge South (CMS)	d	2227	2246	2255			2346
Foxton (FXN)	d			2302			2353
Shepreth (STH)	d			2304			2355
Meldreth (MEL)	d			2308			2359
Royston (RYS)	d	2239		2314			0004
Ashwell & Morden (AWM)	d	2244		2319			0009
Baldock (BDK)	d	2249		2324			0014
Letchworth Garden City (LET)	d	2252		2327			0017
Peterborough (PBO)	8 d		2249		2255	2338	
Huntingdon (HUN)	d				2310		
St Neots (SNO)	d				2318		
Sandy (SDY)	d				2325		
Biggleswade (BIW)	d				2330		
Arlesey (ARL)	d				2335		
Hitchin (HIT)	4 d	2257		2333	2344		0023
Stevenage (SVG)	4 d	2303	2326s	2339	2350		0029
Knebworth (KBW)	d			2342			0032
Welwyn North (WLW)	d			2346			0036
Welwyn Garden City (WGC)	4 d			2352			0042
Hatfield (HAT)	d			2356			0046
Potters Bar (PBR)	d			0002			0052
Alexandra Palace (AAP)	d			0011			0101
Finsbury Park (FPK)	⊖ a	2323		0015	0010		0105
Finsbury Park (FPK)	⊖ d	2324		0016	0011		0106
London Kings Cross (KGX)	⊖ 15 a	2330	2333	2351	0024	0017	0051
St Pancras International (STP)	⊖ 15 a						
Farringdon (ZFD)	⊖ 3 a						
City Thameslink (CTK)	⊖ 3 a						
London Blackfriars (BFR)	⊖ 3 a						
London Bridge (LBG)	⊖ 4 a						
East Croydon (ECR)	⊖ a						
Redhill (RDH)	a						
Gatwick Airport (GTW)	↔ 10 a						
Horsham (HRH)	4 a						
Brighton (BTN)	10 a						

**NOTES** (see introductory pages for explanation of train operator codes and standard symbols)

- a Arrival time
- d Departure time
- s Stops to set down only